

◆ Technical Data:

Model:PR-18AC-R

GENERAL SPECIFICATIONS

Timers : 1024

Counters : 1024

Function Blocks: 1024

Operation temp.: -20°C-55°C

Storage:-40°C-70°C

Protection: IP20(Non-waterproof)

RTC accuracy : MAX ±2S/day

RTC Backup at 25 °C: 20 days

Program and settings Backup :10 years

Data Power-off retentivity: 10 years

Modify parameters via keypad LCD: yes

Dimensions: 95*90*55 (Unit: mm)

Certificate: CE

Installation: 35-DIN rail or screw for installation

Expansion capacity: 16 modules (PR-E-16)

Password protection : 4-digit number password protection or disable program upload function

Communication interface : 1 RS232 port & 1 RS485 port

Communication protocol : Modbus RTU/ASCII

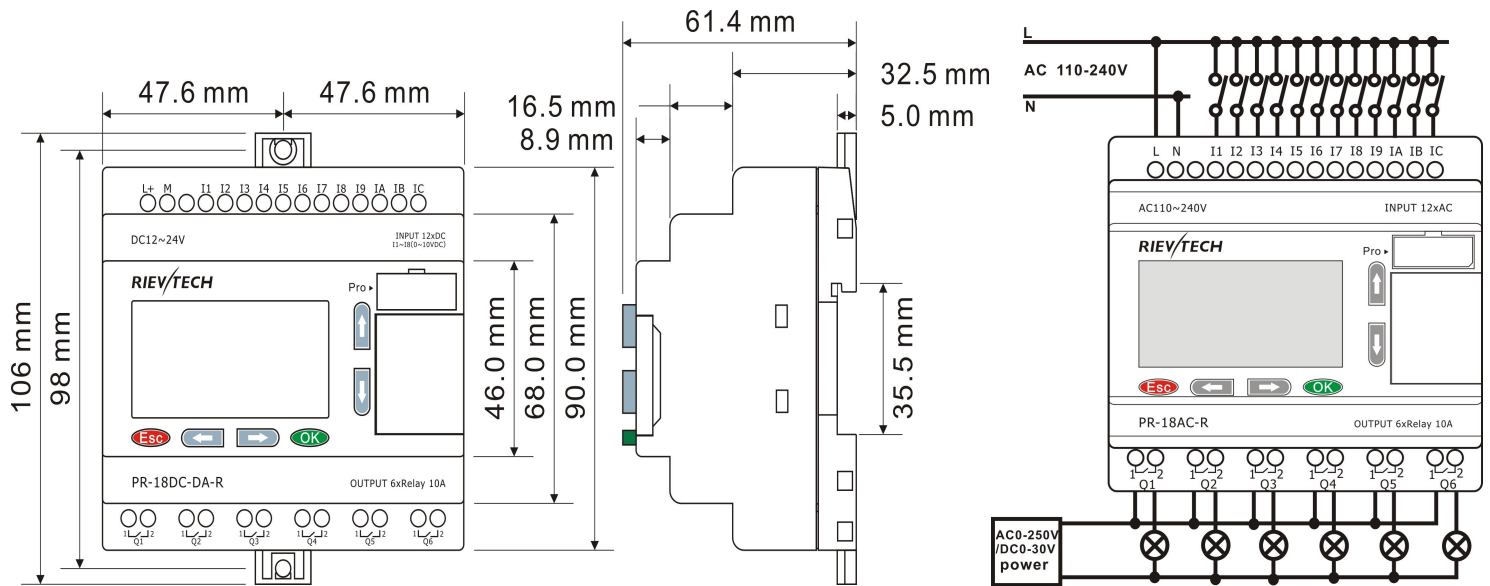


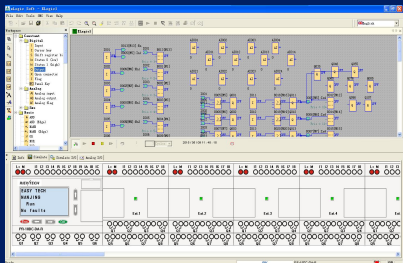











Technical Index

Power supply:	
Nominal voltage	AC110V-240V
Operating limits	AC85 - 265 V
The main frequency range	47-63Hz
Max. absorbed power	49mA (85V ac) ; 37mA (265V ac)
Isolation voltage	1780V AC
Protection against polarity inversions	Yes
Input parameters:	
Input No	12 (I1-IC)
Digital input	12 (I1-IC)
Analogue input	None
Input voltage	AC110-240V
Input signal0	AC0-40V; <0.03mA
Input signal1	AC79-240V; >0.06mA
Input Response Time	Delay time at 0 to 1: 120V AC : Typ. 50 ms 240V AC : Typ. 30 ms Delay time at 1 to 0: 120V AC : Typ. 90 ms 240V AC : Typ.100 ms
Maximum counting frequency	Typ. 4Hz

Sensor type	Contact or 3-wire PNP
Isolation between power supply and inputs	None
Isolation between inputs	None
Protection against polarity inversions	Yes
Output parameters:	
Output No.	6 (Q1-Q6)
Output type	Relay output
Max. Allowable Power Force(Resistive)	CE: 10A,250V AC/DC30V
Electrical durability Expectancy	10 ⁵ Operations at Rated Resistive Load
Mechanical life	10 ⁷ Operations at No Load condition
Response time	Operate Time : 15 mSec. Max. Release Time : 10 mSec. Max.
Built-in protections	Against short-circuits: None Against overvoltages and overloads: None
Switch frequency:	
Mechanism	10Hz
Resistor/light load	2Hz
Sensitive load	0.5Hz
Other parameters:	
Weight	Approx.400g

Installation Dimensions & Wiring Diagram



SYSTEM		Operating System requirements Windows /2000/XP/WIN7/WIN8			
PROGRAMMING LANGUAGES		Function block			
PROGRAM MEMORY		1024			
EXECUTION SPEED		<0.1ms per function			
LCD DISPLAY		4 lines x 16 characters			
FUNCTIONS		Up to 70 function blocks			
BASIC	Timers				a.On-delay; b.Off-delay etc. Up to 12 kind Timers
	Maximum Number	1024			
	Timing Ranges	10ms--99 h59m			
	Counters				a.Up/down Counter b.Hours Counter c.Frequency Threshold Trigger
	Maximum Number	1024			
	Highest Count	99999999			
	Resolution	1			
	RTC				a.Weekly Timer b.Yearly Timer
	Number available	1024			
	Resolution	1 min			
	Time span available	Week/year-month-day-hour-min			
	Flags				a.Digital Flag b.Analog Flag
	Digital flags	256			
	Analog flags	256			
	PI Functions				a.PI Controller
	Number available	30			
	Parameter Ranges	1-32767			
	Analog Math				a.Analog Math b.Analog Math Error detection
Number available	1024				
Function	ADD, Subtract,Multiply, Divide				
Analog Ramp Function				a. Analog Ramp	
Number available	55				
Compare Function				a.Analog compactor b.Comparison of 2 values	
Number available	1024				
Special Functions	HMI Screens				a.Message texts
	Number available	128			
	Display/Edit	Preset Current value and Free text			
	PWM Functions				a.PWM
	Number available	1024, (2 fast output for Transistor)			
	Communication Functions				a.Modbus write b.Modbus read
	Number available	1024(Only CPU works as Master need these 2 blocks, slave does not need)			
	Word/bit data Conversion	Square Boot	Sin/Cos	RS latch relay	
	Data-logger Function	Analog watchdog	Analog filter	Average value	
	Pumps Management	Defrost function	Multiplexer	Pulse Relay	
Cam Control	Astronomical clock	Stop watch	Boolean function		

Note: 1.Not all program functions are listed in this table i.e. AND,NAND,OR,NOT,NOR,XOR,SHIFT REGISTER,DATA LATCHING RELAY, COMPORT STATUS etc.