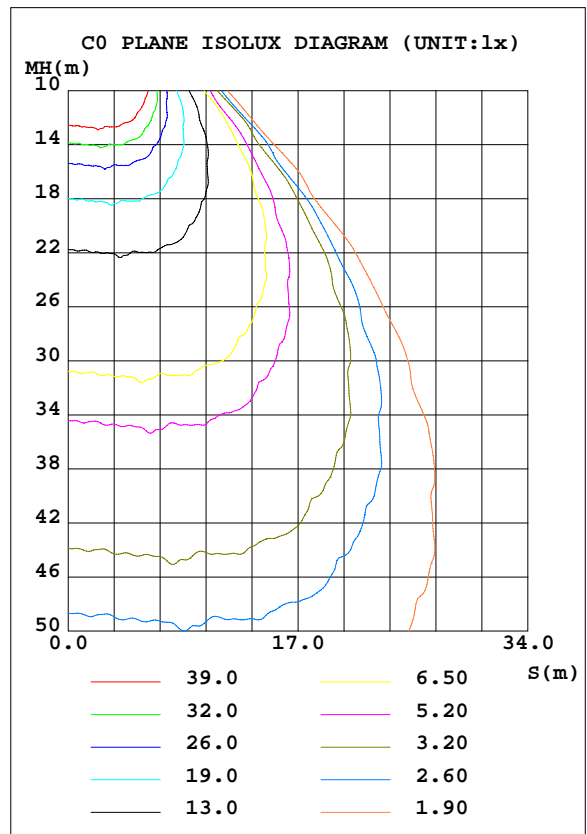
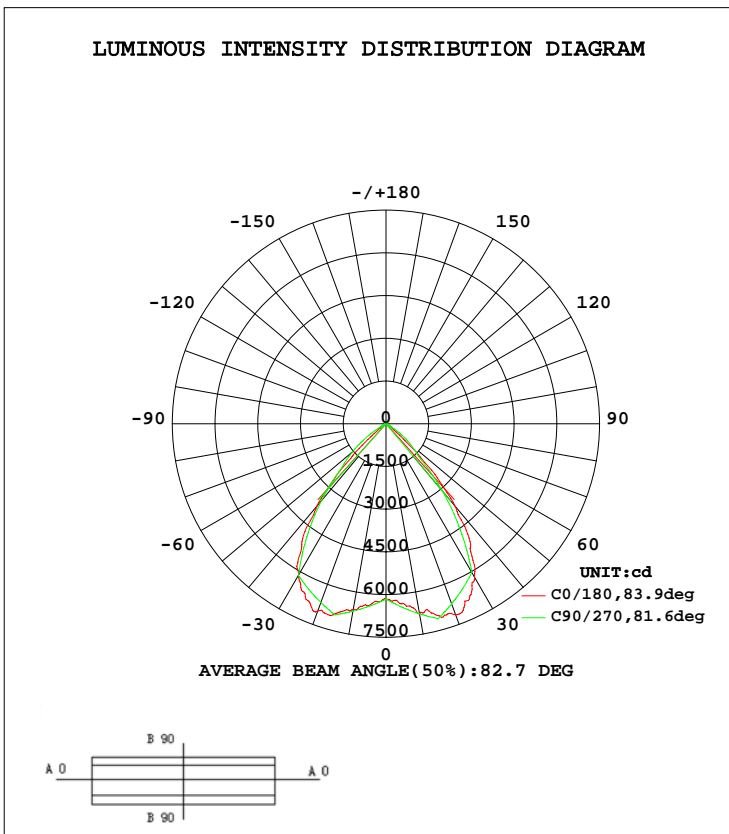


LUMINAIRE PHOTOMETRIC TEST REPORT

Test:U:220.3V I:0.4780A P:102.9W PF:0.9760 Lamp Flux:10458.4x1 lm		
NAME: LED HIGH BAY LIGHT	TYPE:	WEIGHT:2.5
SPEC.:CREE XTE	DIM.:	SERIAL No.:
MFR.: QINHAN LIGHTING	SUR.:	PROTECTION ANGLE:

DATA OF LAMP		PHOTOMETRIC DATA Eff: 101.64 lm/W			
MODEL	QH-HBZSL-100W	I _{max} (cd)	7159	S/MH(C0/180)	1.22
NOMINAL POWER(W)	100	LOR(%)	100.0	S/MH(C90/270)	1.20
RATED VOLTAGE(V)	220	TOTAL FLUX(lm)	10458	η UP, DN(C0-180)	0.0, 49.1
NOMINAL FLUX(lm)	10458.4	CIE CLASS	DIRECT	η UP, DN(C180-360)	0.0, 50.9
LAMPS INSIDE	1	η up(%)	0.0	CIBSE SHR NOM	1.00
TEST VOLTAGE(V)	220.2	η down(%)	100.0	CIBSE SHR MAX	1.15



C Range: 0 - 360DEG
 C Interval: 5.0DEG
 Test Speed: HIGH
 Temperature:25.3DEG
 Operators:
 Test Date:2016-01-12

γ Range: 0 - 90DEG
 γ Interval: 0.5DEG
 Test System:EVERFINE GO-2000B_V1 SYSTEM V2.0.287
 Humidity:65.0%
 Test Distance:8.000m [K=1.0000]
 Remarks: 反光罩: 90度

ZONAL FLUX DIAGRAM

ZONAL FLUX DIAGRAM:

γ	C0	C45	C90	C135	C180	C225	C270	C315	γ	Φ zone	Φ total	lum, lamp
5	6347	6332	6464	6374	6379	6346	6418	6312	0- 5	150.9	150.9	1.44,1.44
10	6788	6520	6774	6619	6614	6537	6682	6567	5- 10	465.6	616.5	5.9,5.9
15	6965	6719	7084	6930	6905	6779	6946	6776	10- 15	796.6	1413	13.5,13.5
20	7122	6713	6733	6864	6990	6781	6681	6761	15- 20	1117	2530	24.2,24.2
25	6848	6145	6381	6290	6700	6338	6416	6350	20- 25	1377	3908	37.4,37.4
30	6214	5591	6029	5660	6149	5745	6151	5735	25- 30	1553	5461	52.2,52.2
35	5184	4618	4557	4648	5158	4861	4841	4823	30- 35	1581	7042	67.3,67.3
40	3784	3404	3086	3421	3771	3741	3531	3777	35- 40	1378	8420	80.5,80.5
45	1928	2028	1614	2080	2014	2243	2220	2280	40- 45	990.7	9410	90,90
50	630.8	955.8	1128	965.5	634.7	1043	1538	1084	45- 50	539.9	9950	95.1,95.1
55	258.0	228.3	642.9	240.0	247.9	246.5	854.8	263.7	50- 55	256.8	10207	97.6,97.6
60	184.7	152.8	157.3	159.2	171.1	163.4	172.1	175.3	55- 60	132.7	10340	98.9,98.9
65	98.25	85.41	107.6	83.28	88.81	91.01	117.7	98.74	60- 65	65.07	10405	99.5,99.5
70	35.02	37.11	57.92	32.69	31.42	40.88	63.25	45.03	65- 70	34.96	10440	99.8,99.8
75	8.762	17.70	8.209	16.28	8.493	19.47	8.842	21.65	70- 75	14.69	10454	100,100
80	3.275	3.134	0	3.113	3.182	2.857	0	3.122	75- 80	3.474	10458	100,100
85	0.7977	0	0	0	0.9043	0	0	0	80- 85	0.5461	10458	100,100
90	0.1876	0	0	0	0.3002	0	0	0	85- 90	0.0428	10458	100,100
95									90- 95			
100									95-100			
105									100-105			
110									105-110			
115									110-115			
120									115-120			
125									120-125			
130									125-130			
135									130-135			
140									135-140			
145									140-145			
150									145-150			
155									150-155			
160									155-160			
165									160-165			
170									165-170			
175									170-175			
180									175-180			
DEG	LUMINOUS INTENSITY:cd								UNIT:lm			

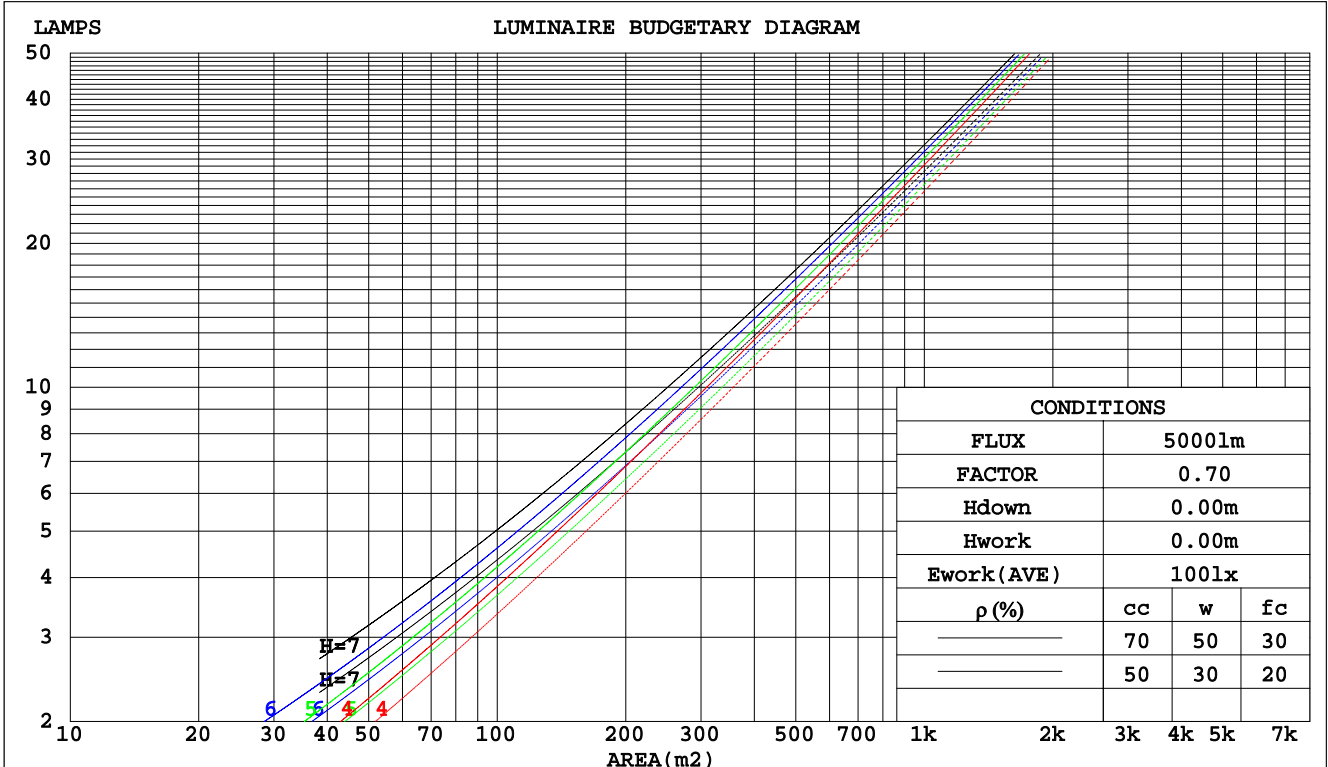
C Range: 0 - 360DEG
 C Interval: 5.0DEG
 Test Speed: HIGH
 Temperature:25.3DEG
 Operators:
 Test Date:2016-01-12

γ Range: 0 - 90DEG
 γ Interval: 0.5DEG
 Test System:EVERFINE GO-2000B_V1 SYSTEM V2.0.287
 Humidity:65.0%
 Test Distance:8.000m [K=1.0000]
 Remarks: 反光罩: 90度

CU AND LUMINAIRE BUDGETARY ESTIMATE DIAGRAM

Test:U:220.3V I:0.4780A P:102.9W PF:0.9760 Lamp Flux:10458.4x1 lm		
NAME: LED HIGH BAY LIGHT	TYPE:	WEIGHT:2.5
SPEC.:CREE XTE	DIM.:	SERIAL No.:
MFR.: QINHAN LIGHTING	SUR.:	PROTECTION ANGLE:

pcc	80%			70%			50%			30%			10%			0
pw	50%	30%	10%	50%	30%	10%	50%	30%	10%	50%	30%	10%	50%	30%	10%	0
pfc	20%			20%			20%			20%			20%			0
RCR	RCR:Room Cavity Ratio															
	Coefficients of Utilization(CU)															
0.0	1.19	1.19	1.19	1.16	1.16	1.16	1.11	1.11	1.11	1.06	1.06	1.06	1.02	1.02	1.02	1.00
1.0	1.10	1.07	1.04	1.07	1.05	1.03	1.03	1.01	.99	.00	.98	.96	.96	.95	.94	.92
2.0	1.00	.96	.92	.99	.95	.91	.95	.92	.89	.92	.90	.87	.90	.87	.85	.83
3.0	.92	.86	.82	.91	.86	.81	.88	.84	.80	.86	.82	.79	.83	.80	.77	.76
4.0	.85	.78	.74	.84	.78	.73	.81	.76	.72	.79	.75	.71	.77	.74	.70	.69
5.0	.78	.71	.66	.77	.71	.66	.75	.70	.65	.73	.69	.65	.72	.68	.64	.63
6.0	.72	.65	.60	.71	.65	.60	.70	.64	.60	.68	.63	.59	.67	.62	.59	.57
7.0	.67	.60	.55	.66	.59	.55	.65	.59	.54	.63	.58	.54	.62	.57	.54	.52
8.0	.62	.55	.50	.61	.55	.50	.60	.54	.50	.59	.54	.50	.58	.53	.50	.48
9.0	.58	.51	.46	.57	.51	.46	.56	.50	.46	.55	.50	.46	.54	.49	.46	.44
10.0	.54	.47	.43	.53	.47	.43	.52	.47	.43	.52	.46	.42	.51	.46	.42	.41



C Range: 0 - 360DEG
 C Interval: 5.0DEG
 Test Speed: HIGH
 Temperature:25.3DEG
 Operators:
 Test Date:2016-01-12

γ Range: 0 - 90DEG
 γ Interval: 0.5DEG
 Test System:EVERFINE GO-2000B_V1 SYSTEM V2.0.287
 Humidity:65.0%
 Test Distance:8.000m [K=1.0000]
 Remarks: 反光罩: 90度

WEC AND CCEC

Test:U:220.3V I:0.4780A P:102.9W PF:0.9760 Lamp Flux:10458.4x1 lm		
NAME: LED HIGH BAY LIGHT	TYPE:	WEIGHT:2.5
SPEC.:CREE XTE	DIM.:	SERIAL No.:
MFR.: QINHAN LIGHTING	SUR.:	PROTECTION ANGLE:

ρcc	80%			70%			50%			30%			10%			0
ρw	50%	30%	10%	50%	30%	10%	50%	30%	10%	50%	30%	10%	50%	30%	10%	0
ρfc	20%			20%			20%			20%			20%			0
RCR	RCR:Room Cavity Ratio						Wall Exitance Coefficients(WEC)									
0.0																
1.0	.200	.114	.036	.194	.110	.035	.181	.104	.033	.169	.098	.031	.158	.092	.030	
2.0	.195	.107	.033	.190	.104	.032	.179	.099	.031	.169	.095	.030	.159	.090	.028	
3.0	.188	.100	.030	.183	.098	.029	.173	.094	.029	.165	.090	.028	.157	.087	.027	
4.0	.179	.093	.027	.175	.092	.027	.167	.089	.026	.159	.086	.026	.152	.083	.025	
5.0	.171	.087	.025	.167	.086	.025	.160	.083	.025	.154	.081	.024	.147	.079	.024	
6.0	.163	.082	.023	.160	.081	.023	.154	.079	.023	.148	.077	.023	.142	.075	.022	
7.0	.156	.077	.022	.153	.076	.022	.147	.074	.021	.142	.073	.021	.137	.071	.021	
8.0	.149	.073	.020	.146	.072	.020	.141	.070	.020	.136	.069	.020	.132	.068	.020	
9.0	.142	.069	.019	.140	.068	.019	.135	.067	.019	.131	.066	.019	.127	.064	.019	
10.0	.136	.065	.018	.134	.065	.018	.130	.064	.018	.126	.062	.018	.122	.061	.018	

ρcc	80%			70%			50%			30%			10%			0
ρw	50%	30%	10%	50%	30%	10%	50%	30%	10%	50%	30%	10%	50%	30%	10%	0
ρfc	20%			20%			20%			20%			20%			0
RCR	RCR:Room Cavity Ratio						Ceiling Cavity Exitance Coefficients(CCEC)									
0.0	.190	.190	.190	.163	.163	.163	.111	.111	.111	.064	.064	.064	.020	.020	.020	
1.0	.173	.157	.143	.148	.135	.123	.101	.093	.085	.058	.054	.050	.019	.017	.016	
2.0	.159	.132	.110	.137	.114	.095	.094	.079	.066	.054	.046	.039	.017	.015	.013	
3.0	.149	.114	.086	.127	.098	.075	.087	.068	.052	.051	.040	.031	.016	.013	.010	
4.0	.140	.099	.069	.120	.086	.060	.082	.060	.042	.048	.035	.025	.015	.011	.008	
5.0	.132	.088	.056	.113	.076	.049	.078	.053	.034	.045	.031	.020	.015	.010	.007	
6.0	.125	.079	.046	.108	.069	.040	.074	.048	.029	.043	.028	.017	.014	.009	.006	
7.0	.119	.072	.039	.103	.062	.034	.071	.044	.024	.041	.026	.014	.013	.008	.005	
8.0	.114	.066	.033	.098	.057	.029	.068	.040	.021	.039	.024	.012	.013	.008	.004	
9.0	.109	.061	.029	.094	.053	.025	.065	.037	.018	.038	.022	.011	.012	.007	.004	
10.0	.104	.057	.025	.090	.049	.022	.062	.035	.016	.036	.021	.009	.012	.007	.003	

C Range: 0 - 360DEG
 C Interval: 5.0DEG
 Test Speed: HIGH
 Temperature:25.3DEG
 Operators:
 Test Date:2016-01-12

γ Range: 0 - 90DEG
 γ Interval: 0.5DEG
 Test System:EVERFINE GO-2000B_V1 SYSTEM V2.0.287
 Humidity:65.0%
 Test Distance:8.000m [K=1.0000]
 Remarks: 反光罩: 90度

UGR(Unified Glare Rating) Table

Test:U:220.3V I:0.4780A P:102.9W PF:0.9760 Lamp Flux:10458.4x1 lm										
NAME: LED HIGH BAY LIGHT					TYPE:			WEIGHT:2.5		
SPEC.:CREE XTE					DIM.:			SERIAL No.:		
MFR.: QINHAN LIGHTING					SUR.:			PROTECTION ANGLE:		
ceiling/cavity	0.7	0.7	0.5	0.5	0.3	0.7	0.7	0.5	0.5	0.3
walls	0.5	0.3	0.5	0.3	0.3	0.5	0.3	0.5	0.3	0.3
working plane	0.2	0.2	0.2	0.2	0.2	0.2	0.2	0.2	0.2	0.2
Room dimensions	Viewed crosswise					Viewed endwise				
x = 2H y = 2H	20.1	21.2	20.4	21.4	21.6	20.3	21.4	20.5	21.6	21.8
3H	20.0	21.0	20.2	21.2	21.4	20.2	21.2	20.4	21.4	21.6
4H	19.9	20.8	20.2	21.1	21.3	20.1	21.0	20.4	21.3	21.5
6H	19.8	20.7	20.1	20.9	21.2	20.0	20.9	20.3	21.1	21.4
8H	19.7	20.6	20.0	20.9	21.1	19.9	20.8	20.2	21.1	21.3
12H	19.7	20.5	20.0	20.8	21.1	19.9	20.7	20.2	21.0	21.3
4H 2H	19.9	20.8	20.2	21.1	21.3	20.1	21.0	20.3	21.2	21.5
3H	19.7	20.5	20.1	20.8	21.1	19.9	20.7	20.3	21.0	21.3
4H	19.6	20.4	20.0	20.7	21.0	19.8	20.6	20.2	20.9	21.2
6H	19.5	20.2	19.9	20.5	20.9	19.7	20.4	20.1	20.7	21.1
8H	19.5	20.1	19.9	20.4	20.8	19.7	20.3	20.1	20.6	21.0
12H	19.4	20.0	19.9	20.4	20.8	19.6	20.2	20.1	20.6	21.0
8H 4H	19.5	20.1	19.9	20.5	20.8	19.7	20.3	20.1	20.7	21.0
6H	19.4	19.9	19.8	20.3	20.7	19.6	20.1	20.0	20.5	20.9
8H	19.4	19.8	19.8	20.2	20.6	19.6	20.0	20.0	20.4	20.8
12H	19.3	19.7	19.8	20.1	20.6	19.5	19.9	20.0	20.3	20.8
12H 4H	19.4	20.0	19.9	20.4	20.8	19.6	20.2	20.1	20.6	21.0
6H	19.4	19.8	19.8	20.2	20.6	19.6	20.0	20.0	20.4	20.8
8H	19.3	19.7	19.8	20.1	20.6	19.5	19.9	20.0	20.3	20.8
Variations with the observer position at spacings:										
S = 1.0H	+ 2.7 / -10.4					+ 2.1 / - 6.0				
1.5H	+ 4.5 / - 8.8					+ 3.6 / - 7.5				
2.0H	+ 7.2 / - 7.0					+ 5.0 / - 8.0				

CIE Pub.117 Corrected 10458 lm Total Lamp Luminous Flux. (8log(F/F0) = 8.2)

C Range: 0 - 360DEG
 C Interval: 5.0DEG
 Test Speed: HIGH
 Temperature:25.3DEG
 Operators:
 Test Date:2016-01-12

γ Range: 0 - 90DEG
 γ Interval: 0.5DEG
 Test System:EVERFINE GO-2000B_V1 SYSTEM V2.0.287
 Humidity:65.0%
 Test Distance:8.000m [K=1.0000]
 Remarks: 反光罩: 90度

UTILIZATION FACTORS TABLE

Test:U:220.3V I:0.4780A P:102.9W PF:0.9760 Lamp Flux:10458.4x1 lm		
NAME: LED HIGH BAY LIGHT	TYPE:	WEIGHT:2.5
SPEC.:CREE XTE	DIM.:	SERIAL No.:
MFR.: QINHAN LIGHTING	SUR.:	PROTECTION ANGLE:

REFLECTANCE										
Ceiling	0.8	0.8	0.8	0.7	0.7	0.7	0.5	0.5	0.5	0
Walls	0.7	0.5	0.3	0.7	0.5	0.3	0.7	0.5	0.3	0
Working plane	0.2	0.2	0.2	0.2	0.2	0.2	0.2	0.2	0.2	0
ROOM INDEX	UTILIZATION FACTORS(PERCENT) $k(RI) \times RCR = 5$									
k = 0.60	79	71	67	78	71	66	78	71	66	62
0.80	88	81	76	87	80	76	86	80	75	71
1.00	94	87	83	93	87	83	91	87	82	77
1.25	99	93	89	98	92	88	96	91	88	83
1.50	103	97	93	101	96	92	99	95	91	86
2.00	106	101	98	105	100	97	102	98	95	90
2.50	108	104	100	107	103	99	103	100	98	91
3.00	110	106	103	108	105	102	105	102	100	93
4.00	112	109	107	110	107	105	107	104	102	95
5.00	114	111	109	112	109	107	108	106	104	96
ROOM INDEX	UF(total)									Direct
According to DIN EN 13032-2 2004			Suspended				SHRNOM = 1.25			

C Range: 0 - 360DEG
 C Interval: 5.0DEG
 Test Speed: HIGH
 Temperature:25.3DEG
 Operators:
 Test Date:2016-01-12

γ Range: 0 - 90DEG
 γ Interval: 0.5DEG
 Test System:EVERFINE GO-2000B_V1 SYSTEM V2.0.287
 Humidity:65.0%
 Test Distance:8.000m [K=1.0000]
 Remarks: 反光罩: 90度

ISOCANDELA DIAGRAM

Test:U:220.3V I:0.4780A P:102.9W PF:0.9760 Lamp Flux:10458.4x1 lm		
NAME: LED HIGH BAY LIGHT	TYPE:	WEIGHT:2.5
SPEC.:CREE XTE	DIM.:	SERIAL No.:
MFR.: QINHAN LIGHTING	SUR.:	PROTECTION ANGLE:

Conical surface Flux(90deg):

9410.3 lm

%lum = 90.0%

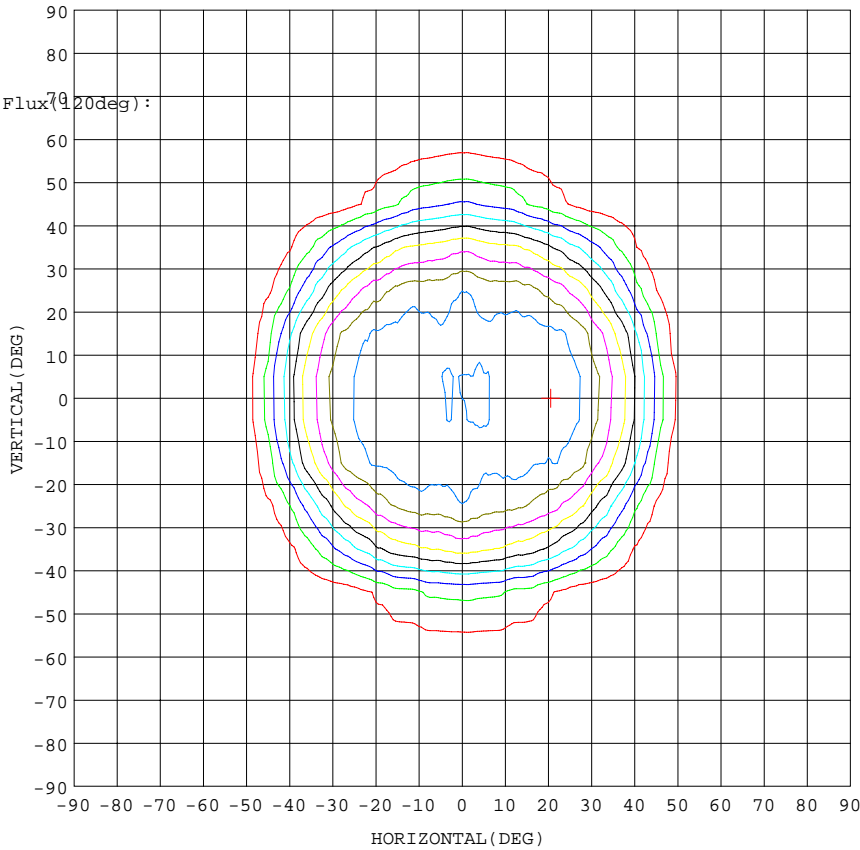
%lamp = 90.0%

Conical surface Flux(70deg):

10340 lm

%lum = 98.9%

%lamp = 98.9%



- 10% 715.9
- 20% 1432
- 30% 2148
- 40% 2864
- 50% 3580
- 60% 4296
- 70% 5011
- 80% 5727
- 90% 6443

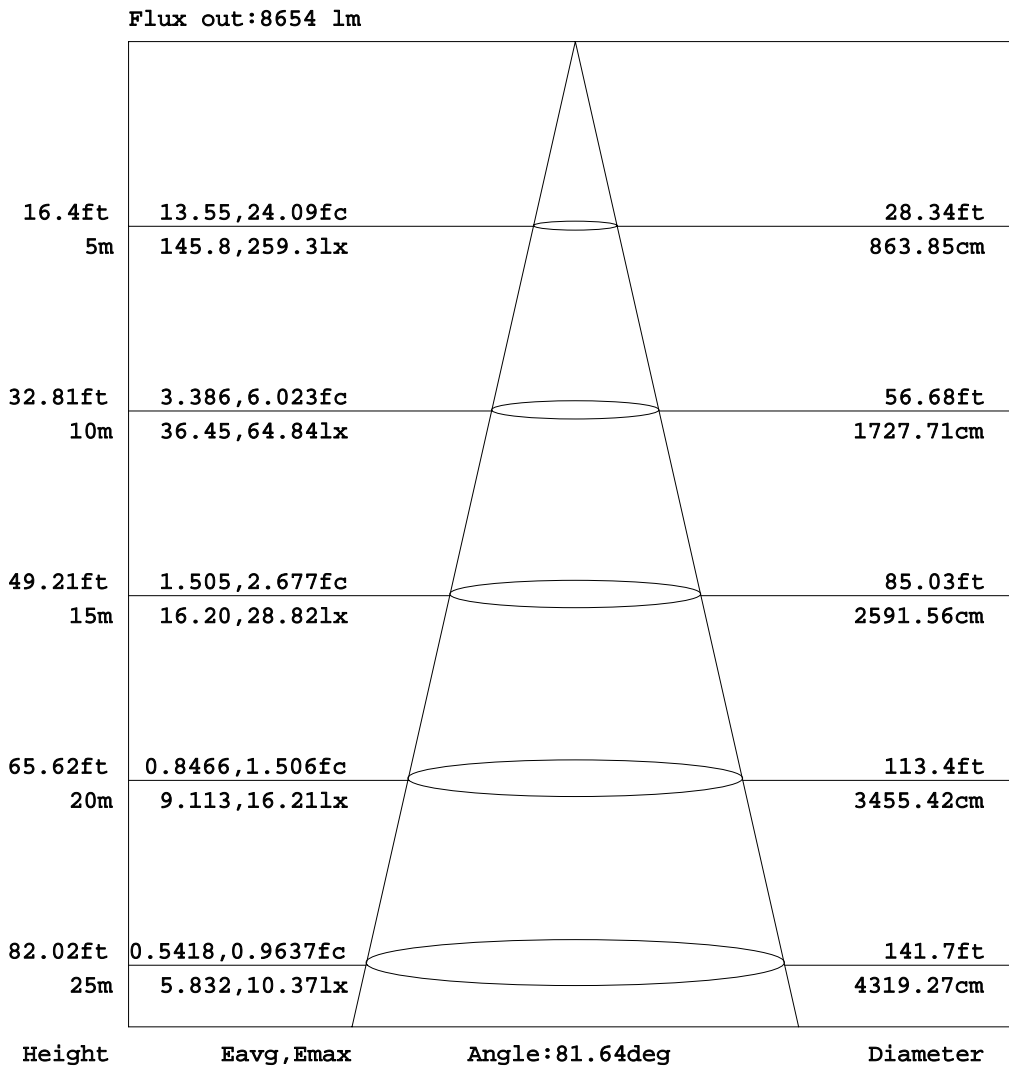
Imax:7159(H20.5,V0.0)
 (At:C=0.0,Gamma=21.0)
 UNIT: cd

C Range: 0 - 360DEG
 C Interval: 5.0DEG
 Test Speed: HIGH
 Temperature:25.3DEG
 Operators:
 Test Date:2016-01-12

γ Range: 0 - 90DEG
 γ Interval: 0.5DEG
 Test System:EVERFINE GO-2000B_V1 SYSTEM V2.0.287
 Humidity:65.0%
 Test Distance:8.000m [K=1.0000]
 Remarks: 反光罩: 90度

AAI Figure

Test:U:220.3V I:0.4780A P:102.9W PF:0.9760 Lamp Flux:10458.4x1 lm		
NAME: LED HIGH BAY LIGHT	TYPE:	WEIGHT:2.5
SPEC.:CREE XTE	DIM.:	SERIAL No.:
MFR.: QINHAN LIGHTING	SUR.:	PROTECTION ANGLE:



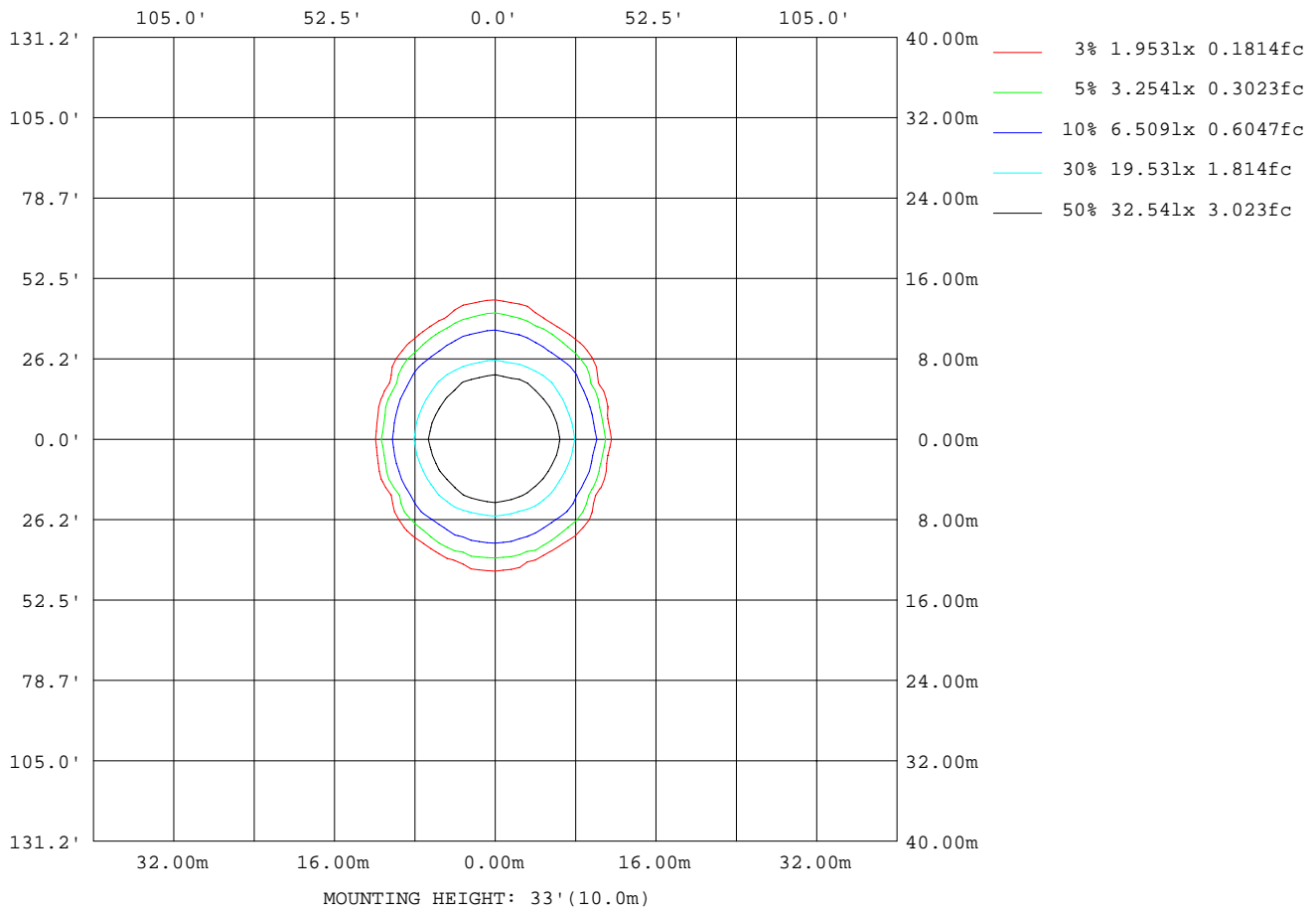
Note:The Curves indicate the illuminated area and the average illumination when the luminaire is at different distance.

C Range: 0 - 360DEG
 C Interval: 5.0DEG
 Test Speed: HIGH
 Temperature:25.3DEG
 Operators:
 Test Date:2016-01-12

γ Range: 0 - 90DEG
 γ Interval: 0.5DEG
 Test System:EVERFINE GO-2000B_V1 SYSTEM V2.0.287
 Humidity:65.0%
 Test Distance:8.000m [K=1.0000]
 Remarks: 反光罩: 90度

ISOLUX DIAGRAM

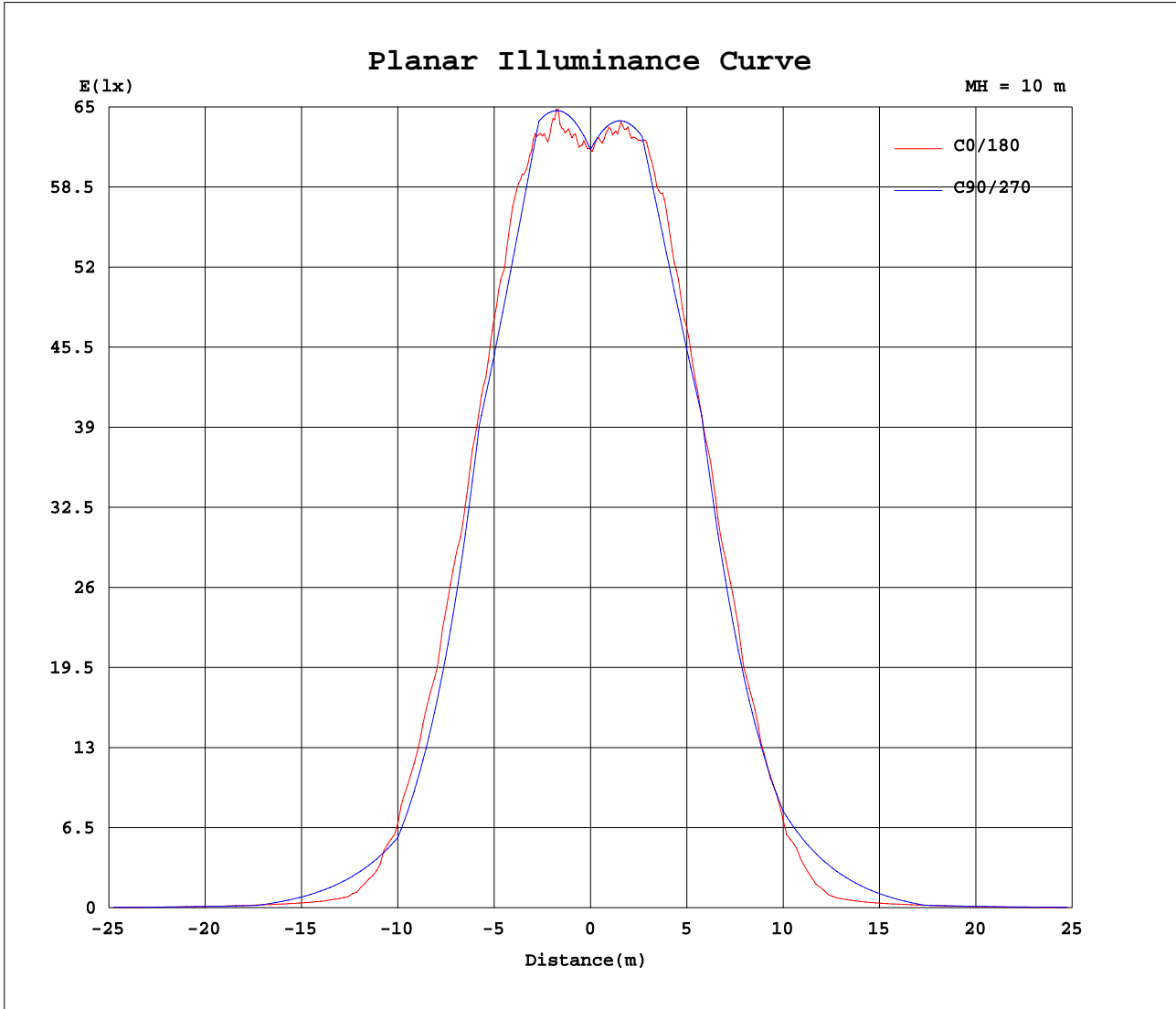
Test:U:220.3V I:0.4780A P:102.9W PF:0.9760 Lamp Flux:10458.4x1 lm		
NAME: LED HIGH BAY LIGHT	TYPE:	WEIGHT:2.5
SPEC.:CREE XTE	DIM.:	SERIAL No.:
MFR.: QINHAN LIGHTING	SUR.:	PROTECTION ANGLE:



C Range: 0 - 360DEG
 C Interval: 5.0DEG
 Test Speed: HIGH
 Temperature:25.3DEG
 Operators:
 Test Date:2016-01-12

γ Range: 0 - 90DEG
 γ Interval: 0.5DEG
 Test System:EVERFINE GO-2000B_V1 SYSTEM V2.0.287
 Humidity:65.0%
 Test Distance:8.000m [K=1.0000]
 Remarks: 反光罩: 90度

Planar Illuminance Curve



C Range: 0 - 360DEG
 C Interval: 5.0DEG
 Test Speed: HIGH
 Temperature: 25.3DEG
 Operators:
 Test Date: 2016-01-12

γ Range: 0 - 90DEG
 γ Interval: 0.5DEG
 Test System: EVERFINE GO-2000B_V1 SYSTEM V2.0.287
 Humidity: 65.0%
 Test Distance: 8.000m [K=1.0000]
 Remarks: 反光罩: 90度

LUMINOUS DISTRIBUTION INTENSITY DATA

Test:U:220.3V I:0.4780A P:102.9W PF:0.9760 Lamp Flux:10458.4x1 lm		
NAME: LED HIGH BAY LIGHT	TYPE:	WEIGHT:2.5
SPEC.:CREE XTE	DIM.:	SERIAL No.:
MFR.: QINHAN LIGHTING	SUR.:	PROTECTION ANGLE:

Table--1

UNIT: cd

C(DEG) γ (DEG)	0	5	10	15	20	25	30	35	40	45	50	55	60	65	70	75	80	85	90
0	6154	6154	6154	6154	6154	6154	6154	6154	6154	6154	6154	6154	6154	6154	6154	6154	6154	6154	6154
5	6347	6353	6359	6364	6369	6374	6366	6356	6344	6332	6346	6361	6372	6400	6409	6413	6425	6449	6464
10	6788	6780	6767	6751	6714	6643	6600	6566	6528	6520	6517	6493	6475	6494	6536	6572	6617	6691	6774
15	6965	6930	6892	6856	6810	6793	6747	6753	6780	6719	6704	6647	6580	6581	6561	6654	6765	6883	7084
20	7122	7033	6939	6839	6757	6692	6643	6608	6633	6713	6711	6642	6489	6426	6356	6340	6468	6536	6733
25	6848	6734	6638	6567	6543	6497	6543	6435	6265	6145	6097	6143	6123	6059	6056	6051	6094	6226	6381
30	6214	6053	5950	5870	5901	6013	5875	5772	5577	5591	5533	5519	5562	5575	5629	5693	5793	5952	6029
35	5184	4965	4803	4812	4907	4754	4640	4667	4647	4618	4753	4861	4752	4627	4503	4493	4462	4517	4557
40	3784	3536	3390	3451	3485	3326	3268	3231	3300	3404	3387	3360	3276	3227	3057	3040	3044	3049	3086
45	1928	1791	1754	1932	1785	1766	1790	1776	2023	2028	1946	1855	1792	1699	1692	1574	1649	1596	1614
50	631	548	530	529	660	590	569	783	940	956	775	528	569	736	954	934	1103	1104	1128
55	258	247	245	246	247	239	260	304	340	228	234	250	328	456	567	570	644	634	643
60	185	176	173	166	168	162	159	164	160	153	154	163	178	213	224	210	188	165	157
65	98.2	91.7	89.4	90.0	90.9	86.6	88.4	92.9	90.7	85.4	81.3	85.3	95.2	102	104	108	108	107	108
70	35.0	33.1	32.1	32.4	31.6	34.5	37.8	36.3	30.8	37.1	43.6	50.1	55.2	58.4	58.7	59.6	59.6	58.1	57.9
75	8.76	8.28	8.33	8.22	9.79	10.3	8.58	11.7	15.2	17.7	19.6	19.9	19.1	17.2	14.7	12.2	10.1	8.68	8.21
80	3.28	3.10	3.03	3.15	3.23	3.58	3.93	4.32	3.82	3.13	2.70	2.20	1.75	1.29	0.88	0.52	0.24	0.06	0.00
85	0.80	0.72	0.90	1.04	0.94	0.52	0.00	0.00	0.00	0.00	0.00	0.00	0.00	0.00	0.00	0.00	0.00	0.00	0.00
90	0.19	0.00	0.00	0.00	0.00	0.00	0.00	0.00	0.00	0.00	0.00	0.00	0.00	0.00	0.00	0.00	0.00	0.00	0.00

C Range: 0 - 360DEG
 C Interval: 5.0DEG
 Test Speed: HIGH
 Temperature:25.3DEG
 Operators:
 Test Date:2016-01-12

γ Range: 0 - 90DEG
 γ Interval: 0.5DEG
 Test System:EVERFINE GO-2000B_V1 SYSTEM V2.0.287
 Humidity:65.0%
 Test Distance:8.000m [K=1.0000]
 Remarks: 反光罩: 90度

LUMINOUS DISTRIBUTION INTENSITY DATA

Test:U:220.3V I:0.4780A P:102.9W PF:0.9760 Lamp Flux:10458.4x1 lm		
NAME: LED HIGH BAY LIGHT	TYPE:	WEIGHT:2.5
SPEC.:CREE XTE	DIM.:	SERIAL No.:
MFR.: QINHAN LIGHTING	SUR.:	PROTECTION ANGLE:

Table--2

UNIT: cd

C(DEG) γ (DEG)	95	100	105	110	115	120	125	130	135	140	145	150	155	160	165	170	175	180	185
0	6154	6154	6154	6154	6154	6154	6154	6154	6154	6154	6154	6154	6154	6154	6154	6154	6154	6154	6154
5	6464	6463	6462	6453	6441	6436	6414	6392	6374	6375	6382	6394	6402	6404	6403	6398	6390	6379	6382
10	6768	6688	6643	6594	6578	6633	6642	6625	6619	6621	6642	6695	6731	6714	6691	6666	6641	6614	6625
15	7004	6843	6741	6795	6797	6768	6867	6949	6930	6889	6868	6860	6843	6838	6861	6880	6895	6905	6881
20	6639	6512	6514	6539	6623	6822	6850	6922	6864	6835	6753	6724	6736	6761	6795	6860	6929	6990	6928
25	6310	6182	6122	6167	6304	6299	6296	6295	6290	6368	6530	6580	6518	6506	6548	6598	6636	6700	6632
30	5969	5808	5777	5794	5743	5722	5682	5613	5660	5633	5783	5971	6067	5995	5929	5937	6020	6149	6044
35	4504	4429	4503	4583	4747	4908	4913	4700	4648	4670	4748	4752	4839	4926	4864	4839	4962	5158	4996
40	3054	3041	3109	3137	3303	3327	3329	3430	3421	3378	3245	3312	3379	3567	3491	3429	3544	3771	3570
45	1619	1662	1632	1710	1790	1876	1914	1967	2080	2023	1817	1839	1805	1867	1989	1894	1853	2014	1896
50	1118	1119	964	971	759	629	575	798	966	953	822	620	650	734	654	576	562	635	576
55	640	651	573	594	488	369	257	250	240	358	316	267	245	254	253	247	242	248	244
60	163	185	205	225	216	183	163	155	159	164	168	160	163	167	165	170	168	171	168
65	106	106	103	98.6	93.2	86.8	78.5	77.8	83.3	88.7	92.8	86.9	81.7	85.6	82.6	84.8	85.3	88.8	85.7
70	57.5	57.6	57.0	56.8	55.4	51.8	46.1	39.8	32.7	26.6	33.0	34.8	31.8	29.3	30.2	29.4	31.0	31.4	31.8
75	8.66	9.98	11.9	14.3	16.6	18.0	18.2	17.7	16.3	13.8	10.5	8.25	9.79	9.53	8.18	8.15	8.35	8.49	8.65
80	0.06	0.24	0.51	0.87	1.28	1.72	2.17	2.64	3.11	3.76	4.09	3.92	3.67	3.31	3.22	3.02	3.07	3.18	3.18
85	0.00	0.00	0.00	0.00	0.00	0.00	0.00	0.00	0.00	0.00	0.00	0.00	0.58	1.18	1.31	1.14	0.79	0.90	0.83
90	0.00	0.00	0.00	0.00	0.00	0.00	0.00	0.00	0.00	0.00	0.00	0.00	0.00	0.00	0.00	0.00	0.00	0.30	0.00

C Range: 0 - 360DEG
 C Interval: 5.0DEG
 Test Speed: HIGH
 Temperature:25.3DEG
 Operators:
 Test Date:2016-01-12

γ Range: 0 - 90DEG
 γ Interval: 0.5DEG
 Test System:EVERFINE GO-2000B_V1 SYSTEM V2.0.287
 Humidity:65.0%
 Test Distance:8.000m [K=1.0000]
 Remarks: 反光罩: 90度

LUMINOUS DISTRIBUTION INTENSITY DATA

Test:U:220.3V I:0.4780A P:102.9W PF:0.9760 Lamp Flux:10458.4x1 lm		
NAME: LED HIGH BAY LIGHT	TYPE:	WEIGHT:2.5
SPEC.:CREE XTE	DIM.:	SERIAL No.:
MFR.: QINHAN LIGHTING	SUR.:	PROTECTION ANGLE:

Table--3

UNIT: cd

C(DEG) γ (DEG)	190	195	200	205	210	215	220	225	230	235	240	245	250	255	260	265	270	275	280
0	6154	6154	6154	6154	6154	6154	6154	6154	6154	6154	6154	6154	6154	6154	6154	6154	6154	6154	6154
5	6383	6381	6378	6374	6366	6357	6351	6346	6369	6397	6426	6435	6438	6433	6422	6419	6418	6420	6414
10	6635	6645	6654	6663	6634	6590	6564	6537	6502	6487	6473	6490	6526	6616	6658	6685	6682	6668	6649
15	6854	6829	6806	6802	6816	6858	6871	6779	6741	6730	6643	6569	6530	6631	6802	6913	6946	6908	6721
20	6859	6799	6778	6784	6749	6719	6687	6781	6866	6816	6604	6545	6419	6343	6472	6615	6681	6624	6422
25	6596	6565	6548	6517	6574	6518	6406	6338	6293	6330	6363	6225	6199	6132	6162	6330	6416	6324	6155
30	5984	5961	5962	5949	5958	5859	5750	5745	5714	5789	5873	5868	5814	5835	5882	6079	6151	6029	5859
35	4912	4935	4995	5027	4908	4821	4834	4861	4999	5037	5066	4994	4822	4743	4700	4793	4841	4728	4636
40	3502	3594	3682	3509	3514	3534	3607	3741	3638	3621	3540	3526	3497	3433	3416	3476	3531	3429	3361
45	1985	2067	2004	1926	1994	1994	2178	2243	2210	2107	2044	2009	2069	2138	2120	2180	2220	2136	2077
50	586	685	753	704	686	971	1041	1043	873	719	819	1028	1168	1386	1427	1499	1538	1465	1409
55	249	254	257	248	275	362	391	247	273	335	466	600	673	799	811	836	855	820	808
60	172	167	172	166	167	173	170	163	174	185	234	257	262	243	207	181	172	184	213
65	86.1	86.8	91.1	91.5	95.2	99.8	96.4	91.0	89.7	91.9	101	106	109	113	113	116	118	119	118
70	31.7	33.3	33.6	36.0	41.0	38.6	33.2	40.9	47.9	54.4	59.2	61.0	62.3	62.7	62.0	62.4	63.3	63.7	64.5
75	8.46	8.66	10.5	10.4	9.03	13.3	16.6	19.5	20.9	21.4	20.1	17.9	15.2	12.5	10.4	9.12	8.84	9.52	11.1
80	3.14	3.19	3.12	3.42	3.79	4.19	3.53	2.86	2.55	2.12	1.70	1.29	0.89	0.53	0.25	0.06	0.00	0.07	0.26
85	0.86	0.84	0.79	0.45	0.00	0.00	0.00	0.00	0.00	0.00	0.00	0.00	0.00	0.00	0.00	0.00	0.00	0.00	0.00
90	0.00	0.00	0.00	0.00	0.00	0.00	0.00	0.00	0.00	0.00	0.00	0.00	0.00	0.00	0.00	0.00	0.00	0.00	0.00

C Range: 0 - 360DEG
 C Interval: 5.0DEG
 Test Speed: HIGH
 Temperature:25.3DEG
 Operators:
 Test Date:2016-01-12

γ Range: 0 - 90DEG
 γ Interval: 0.5DEG
 Test System:EVERFINE GO-2000B_V1 SYSTEM V2.0.287
 Humidity:65.0%
 Test Distance:8.000m [K=1.0000]
 Remarks: 反光罩: 90度

LUMINOUS DISTRIBUTION INTENSITY DATA

Test:U:220.3V I:0.4780A P:102.9W PF:0.9760 Lamp Flux:10458.4x1 lm		
NAME: LED HIGH BAY LIGHT	TYPE:	WEIGHT:2.5
SPEC.:CREE XTE	DIM.:	SERIAL No.:
MFR.: QINHAN LIGHTING	SUR.:	PROTECTION ANGLE:

Table--4

UNIT: cd

C(DEG) γ (DEG)	285	290	295	300	305	310	315	320	325	330	335	340	345	350	355				
0	6154	6154	6154	6154	6154	6154	6154	6154	6154	6154	6154	6154	6154	6154	6154				
5	6421	6424	6408	6362	6339	6322	6312	6333	6352	6367	6377	6372	6366	6361	6354				
10	6544	6478	6488	6494	6489	6530	6567	6590	6621	6635	6657	6724	6760	6774	6784				
15	6605	6586	6596	6698	6747	6739	6776	6792	6765	6761	6800	6830	6883	6917	6945				
20	6377	6427	6552	6575	6694	6753	6761	6805	6816	6775	6796	6836	6916	6996	7060				
25	6095	6163	6206	6315	6279	6363	6350	6440	6613	6607	6689	6652	6607	6664	6750				
30	5810	5821	5906	5843	5777	5707	5735	5870	5885	6011	6061	6015	5949	5982	6073				
35	4682	4846	4896	5017	5068	4955	4823	4858	4886	4812	4946	4984	4915	4889	4998				
40	3420	3468	3462	3511	3593	3584	3777	3628	3556	3536	3488	3624	3550	3464	3565				
45	2118	1995	2011	2012	2085	2232	2280	2258	2054	2023	1898	1907	1996	1873	1831				
50	1363	1108	1007	842	715	903	1084	1091	1004	710	704	711	636	607	566				
55	769	664	578	473	344	295	264	407	384	299	270	273	266	258	253				
60	249	266	268	234	197	182	175	178	184	181	179	183	180	182	180				
65	117	114	109	105	96.5	96.8	98.7	104	107	104	99.2	99.8	98.9	94.4	94.3				
70	65.1	64.4	64.4	62.1	58.1	51.9	45.0	37.3	43.5	44.8	40.3	36.6	37.2	35.2	34.4				
75	13.3	16.0	19.0	21.2	22.6	22.3	21.6	18.7	14.5	10.2	11.7	11.7	9.34	9.18	8.66				
80	0.57	0.95	1.40	1.87	2.33	2.76	3.12	3.87	4.65	4.22	3.83	3.49	3.46	3.31	3.28				
85	0.00	0.00	0.00	0.00	0.00	0.00	0.00	0.00	0.00	0.00	0.49	0.83	0.87	0.87	0.81				
90	0.00	0.00	0.00	0.00	0.00	0.00	0.00	0.00	0.00	0.00	0.00	0.00	0.00	0.00	0.00				

C Range: 0 - 360DEG
 C Interval: 5.0DEG
 Test Speed: HIGH
 Temperature:25.3DEG
 Operators:
 Test Date:2016-01-12

γ Range: 0 - 90DEG
 γ Interval: 0.5DEG
 Test System:EVERFINE GO-2000B_V1 SYSTEM V2.0.287
 Humidity:65.0%
 Test Distance:8.000m [K=1.0000]
 Remarks: 反光罩: 90度