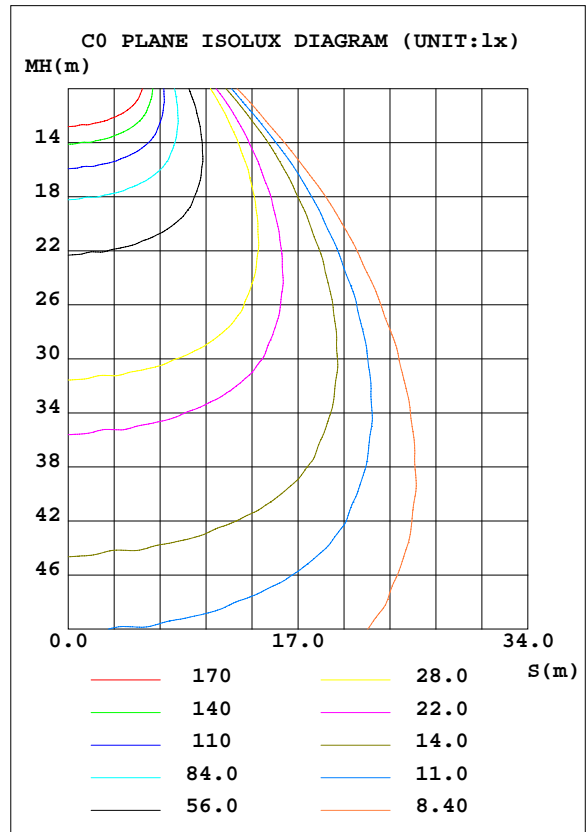
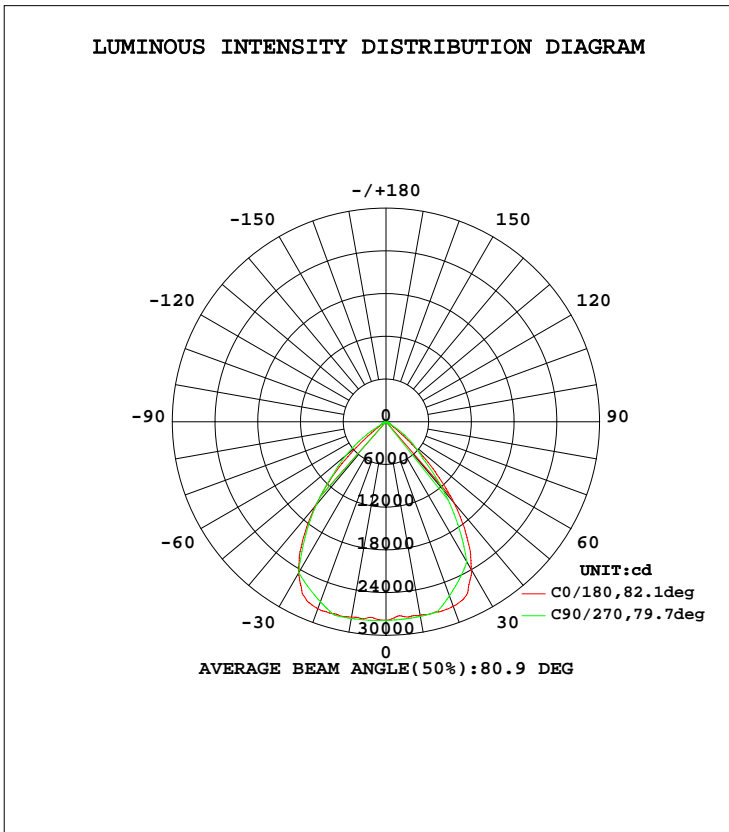


LUMINAIRE PHOTOMETRIC TEST REPORT

Test:U:222.1V I:2.293A P:489.7W PF:0.9820 Lamp Flux:44078x1 lm		
NAME: LED Flood Light	TYPE:	WEIGHT:10
SPEC.:CREE XTE	DIM.:	SERIAL No.:
MFR.: QINHAN LIGHTING	SUR.:	PROTECTION ANGLE:

DATA OF LAMP		PHOTOMETRIC DATA Eff: 90.01 lm/W			
MODEL	QH-TGC-500W	Imax(cd)	28368	S/MH(C0/180)	1.19
NOMINAL POWER(W)	500	LOR(%)	100.0	S/MH(C90/270)	1.18
RATED VOLTAGE(V)	220	TOTAL FLUX(lm)	44078	η UP, DN(C0-180)	0.0, 52.2
NOMINAL FLUX(lm)	44078	CIE CLASS	DIRECT	η UP, DN(C180-360)	0.0, 47.8
LAMPS INSIDE	1	η up(%)	0.0	CIBSE SHR NOM	1.00
TEST VOLTAGE(V)	220.0	η down(%)	100.0	CIBSE SHR MAX	1.15



C Range: 0 - 360DEG
 C Interval: 5.0DEG
 Test Speed: HIGH
 Temperature:25.3DEG
 Operators:
 Test Date:2014-08-20

γ Range: 0 - 90DEG
 γ Interval: 0.5DEG
 Test System:EVERFINE GO-2000B_V1 SYSTEM V2.0.279
 Humidity:65.0%
 Test Distance:8.000m [K=1.0000]
 Remarks: 90度反光杯

ZONAL FLUX DIAGRAM

ZONAL FLUX DIAGRAM:

γ	C0	C45	C90	C135	C180	C225	C270	C315	γ	Φ zone	Φ total	%lum
5	2761	2775	2798	2749	2744	2739	2783	2766	0- 5	662.8	662.8	1.5
10	2786	2808	2805	2782	2759	2755	2776	2781	5- 10	1984	2647	6
15	2794	2823	2813	2792	2766	2750	2768	2776	10- 15	3301	5948	13.5
20	2794	2829	2692	2807	2757	2719	2603	2758	15- 20	4551	10499	23.8
25	2711	2662	2571	2639	2683	2514	2438	2551	20- 25	5583	16082	36.5
30	2457	2389	2449	2371	2402	2198	2274	2234	25- 30	6244	22326	50.7
35	2048	2044	1984	2014	1983	1798	1761	1835	30- 35	6321	28647	65
40	1551	1600	1519	1554	1488	1339	1249	1386	35- 40	5630	34277	77.8
45	1011	1050	1053	1019	939.0	851.6	736.0	889.9	40- 45	4334	38611	87.6
50	455.1	553.4	727.8	538.0	400.6	424.5	511.8	455.2	45- 50	2758	41368	93.9
55	150.6	174.2	402.4	170.7	132.3	114.7	287.6	123.8	50- 55	1456	42825	97.2
60	67.42	97.15	76.96	95.19	65.46	69.98	63.34	73.04	55- 60	679.9	43505	98.7
65	42.85	48.94	54.23	49.17	41.53	38.64	43.55	40.42	60- 65	294.1	43799	99.4
70	21.76	25.00	31.51	25.39	20.19	19.64	23.77	20.75	65- 70	168.6	43967	99.7
75	7.039	12.56	8.782	12.83	6.304	9.855	3.989	10.21	70- 75	82.39	44050	99.9
80	2.438	2.509	0	2.653	2.457	1.832	0	1.762	75- 80	24.07	44074	100
85	0.8470	0	0	0	0.5891	0	0	0	80- 85	4.146	44078	100
90	0.0807	0	0	0	0.0849	0	0	0	85- 90	0.2346	44078	100
95									90- 95			
100									95-100			
105									100-105			
110									105-110			
115									110-115			
120									115-120			
125									120-125			
130									125-130			
135									130-135			
140									135-140			
145									140-145			
150									145-150			
155									150-155			
160									155-160			
165									160-165			
170									165-170			
175									170-175			
180									175-180			
DEG	LUMINOUS INTENSITY:×10cd								UNIT:lm			

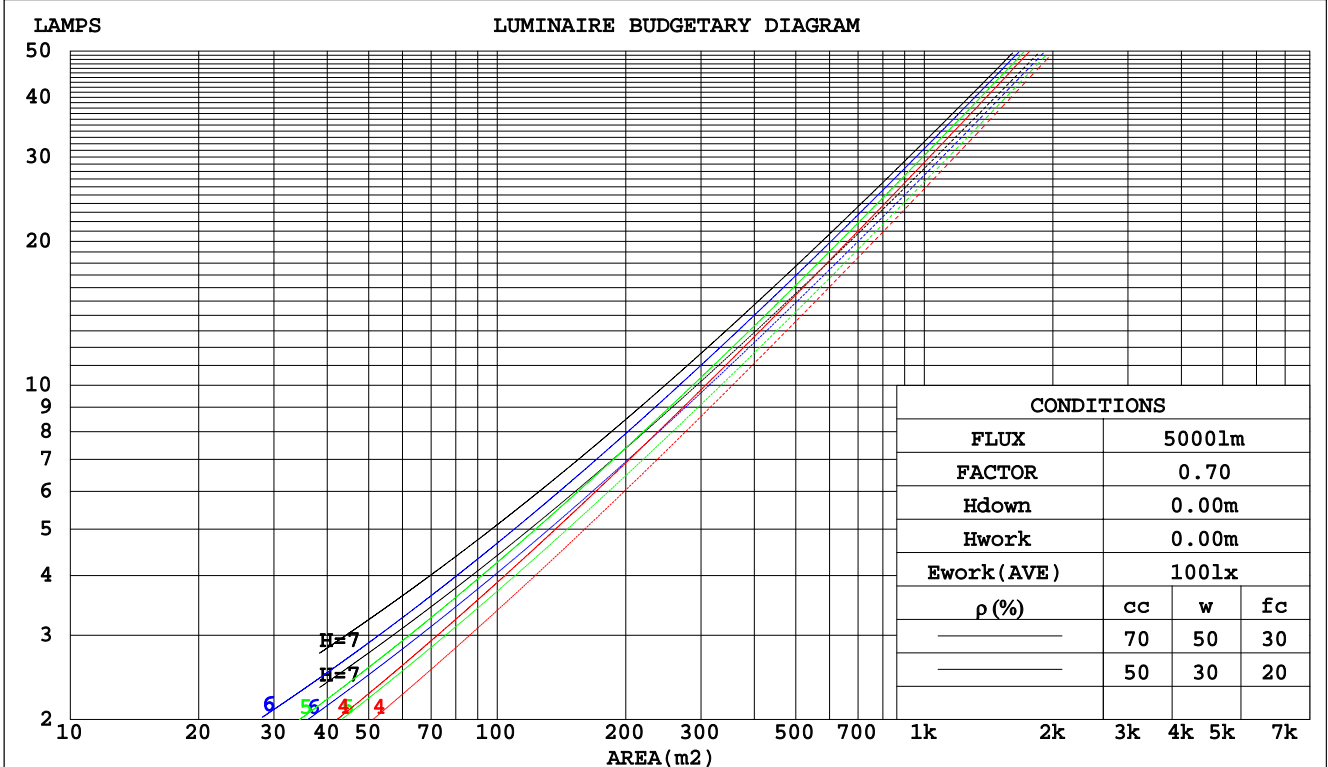
C Range: 0 - 360DEG
 C Interval: 5.0DEG
 Test Speed: HIGH
 Temperature:25.3DEG
 Operators:
 Test Date:2014-08-20

γ Range: 0 - 90DEG
 γ Interval: 0.5DEG
 Test System:EVERFINE GO-2000B_V1 SYSTEM V2.0.279
 Humidity:65.0%
 Test Distance:8.000m [K=1.0000]
 Remarks: 90度反光杯

CU AND LUMINAIRE BUDGETARY ESTIMATE DIAGRAM

Test:U:222.1V I:2.293A P:489.7W PF:0.9820 Lamp Flux:44078x1 lm		
NAME: LED Flood Light	TYPE:	WEIGHT:10
SPEC.:CREE XTE	DIM.:	SERIAL No.:
MFR.: QINHAN LIGHTING	SUR.:	PROTECTION ANGLE:

pcc	80%			70%			50%			30%			10%			0
pw	50%	30%	10%	50%	30%	10%	50%	30%	10%	50%	30%	10%	50%	30%	10%	0
pfc	20%			20%			20%			20%			20%			0
RCR	RCR:Room Cavity Ratio															
	Coefficients of Utilization(CU)															
0.0	1.19	1.19	1.19	1.16	1.16	1.16	1.11	1.11	1.11	1.06	1.06	1.06	1.02	1.02	1.02	1.00
1.0	1.09	1.07	1.04	1.07	1.05	1.02	1.03	1.01	.99	.99	.98	.96	.96	.95	.93	.92
2.0	1.00	.95	.92	.98	.94	.90	.95	.92	.88	.92	.89	.87	.89	.87	.85	.83
3.0	.92	.86	.81	.90	.85	.81	.88	.83	.79	.85	.81	.78	.83	.80	.77	.75
4.0	.84	.78	.73	.83	.77	.72	.81	.75	.71	.79	.74	.71	.77	.73	.70	.68
5.0	.77	.71	.66	.76	.70	.65	.74	.69	.65	.73	.68	.64	.71	.67	.63	.62
6.0	.71	.64	.59	.70	.64	.59	.69	.63	.59	.67	.62	.58	.66	.61	.58	.56
7.0	.66	.59	.54	.65	.59	.54	.64	.58	.54	.63	.57	.53	.61	.57	.53	.51
8.0	.61	.54	.49	.61	.54	.49	.59	.53	.49	.58	.53	.49	.57	.52	.49	.47
9.0	.57	.50	.45	.56	.50	.45	.55	.49	.45	.54	.49	.45	.53	.48	.45	.43
10.0	.53	.46	.42	.53	.46	.42	.52	.46	.42	.51	.45	.42	.50	.45	.41	.40



C Range: 0 - 360DEG
 C Interval: 5.0DEG
 Test Speed: HIGH
 Temperature:25.3DEG
 Operators:
 Test Date:2014-08-20

γ Range: 0 - 90DEG
 γ Interval: 0.5DEG
 Test System:EVERFINE GO-2000B_V1 SYSTEM V2.0.279
 Humidity:65.0%
 Test Distance:8.000m [K=1.0000]
 Remarks: 90度反光杯

WEC AND CCEC

Test:U:222.1V I:2.293A P:489.7W PF:0.9820 Lamp Flux:44078x1 lm		
NAME: LED Flood Light	TYPE:	WEIGHT:10
SPEC.:CREE XTE	DIM.:	SERIAL No.:
MFR.: QINHAN LIGHTING	SUR.:	PROTECTION ANGLE:

ρcc	80%			70%			50%			30%			10%			0
ρw	50%	30%	10%	50%	30%	10%	50%	30%	10%	50%	30%	10%	50%	30%	10%	0
ρfc	20%			20%			20%			20%			20%			0
RCR	RCR:Room Cavity Ratio						Wall Exitance Coefficients(WEC)									
0.0																
1.0	.203	.116	.037	.197	.112	.036	.184	.106	.034	.172	.099	.032	.161	.094	.030	
2.0	.199	.109	.033	.193	.106	.033	.182	.101	.031	.172	.096	.030	.163	.092	.029	
3.0	.191	.102	.030	.186	.099	.030	.176	.096	.029	.168	.092	.028	.160	.088	.027	
4.0	.182	.095	.028	.178	.093	.028	.170	.090	.027	.162	.087	.026	.155	.084	.026	
5.0	.174	.089	.026	.170	.087	.025	.163	.085	.025	.156	.082	.024	.150	.080	.024	
6.0	.166	.083	.024	.162	.082	.024	.156	.080	.023	.150	.078	.023	.144	.076	.023	
7.0	.158	.078	.022	.155	.077	.022	.149	.075	.022	.144	.074	.021	.139	.072	.021	
8.0	.151	.074	.021	.148	.073	.021	.143	.071	.020	.138	.070	.020	.133	.068	.020	
9.0	.144	.070	.019	.141	.069	.019	.137	.068	.019	.132	.066	.019	.128	.065	.019	
10.0	.137	.066	.018	.135	.065	.018	.131	.064	.018	.127	.063	.018	.123	.062	.018	

ρcc	80%			70%			50%			30%			10%			0
ρw	50%	30%	10%	50%	30%	10%	50%	30%	10%	50%	30%	10%	50%	30%	10%	0
ρfc	20%			20%			20%			20%			20%			0
RCR	RCR:Room Cavity Ratio						Ceiling Cavity Exitance Coefficients(CCEC)									
0.0	.190	.190	.190	.163	.163	.163	.111	.111	.111	.064	.064	.064	.020	.020	.020	
1.0	.173	.157	.143	.148	.135	.123	.101	.093	.085	.058	.054	.049	.019	.017	.016	
2.0	.160	.132	.109	.137	.114	.094	.094	.079	.066	.054	.046	.039	.017	.015	.013	
3.0	.149	.114	.086	.128	.098	.074	.088	.068	.052	.051	.040	.031	.016	.013	.010	
4.0	.140	.099	.068	.120	.086	.059	.083	.060	.042	.048	.035	.025	.015	.011	.008	
5.0	.133	.088	.056	.114	.076	.048	.079	.053	.034	.045	.031	.020	.015	.010	.007	
6.0	.126	.079	.046	.108	.069	.040	.075	.048	.028	.043	.028	.017	.014	.009	.006	
7.0	.120	.072	.039	.103	.063	.034	.071	.044	.024	.041	.026	.014	.013	.008	.005	
8.0	.115	.066	.033	.099	.057	.029	.068	.040	.021	.040	.024	.012	.013	.008	.004	
9.0	.109	.061	.029	.094	.053	.025	.065	.037	.018	.038	.022	.011	.012	.007	.004	
10.0	.105	.057	.025	.090	.050	.022	.063	.035	.016	.037	.021	.009	.012	.007	.003	

C Range: 0 - 360DEG
 C Interval: 5.0DEG
 Test Speed: HIGH
 Temperature:25.3DEG
 Operators:
 Test Date:2014-08-20

γ Range: 0 - 90DEG
 γ Interval: 0.5DEG
 Test System:EVERFINE GO-2000B_V1 SYSTEM V2.0.279
 Humidity:65.0%
 Test Distance:8.000m [K=1.0000]
 Remarks: 90度反光杯

Uncorrected UGR Table

Test:U:222.1V I:2.293A P:489.7W PF:0.9820 Lamp Flux:44078x1 lm										
NAME: LED Flood Light					TYPE:			WEIGHT:10		
SPEC.:CREE XTE					DIM.:			SERIAL No.:		
MFR.: QINHAN LIGHTING					SUR.:			PROTECTION ANGLE:		
ceiling/cavity	0.7	0.7	0.5	0.5	0.3	0.7	0.7	0.5	0.5	0.3
walls	0.5	0.3	0.5	0.3	0.3	0.5	0.3	0.5	0.3	0.3
working plane	0.2	0.2	0.2	0.2	0.2	0.2	0.2	0.2	0.2	0.2
Room dimensions	Viewed crosswise					Viewed endwise				
x = 2H y = 2H	26.1	27.2	26.3	27.4	27.6	27.0	28.1	27.2	28.3	28.5
3H	25.9	26.9	26.2	27.1	27.4	26.8	27.9	27.1	28.1	28.3
4H	25.8	26.8	26.1	27.0	27.3	26.8	27.7	27.0	28.0	28.2
6H	25.7	26.6	26.0	26.9	27.1	26.7	27.6	27.0	27.8	28.1
8H	25.7	26.5	26.0	26.8	27.1	26.6	27.5	26.9	27.8	28.0
12H	25.6	26.5	26.0	26.7	27.0	26.6	27.4	26.9	27.7	28.0
4H 2H	25.9	26.8	26.1	27.1	27.3	26.8	27.7	27.1	28.0	28.2
3H	25.7	26.5	26.0	26.8	27.1	26.6	27.5	27.0	27.7	28.0
4H	25.6	26.4	26.0	26.7	27.0	26.5	27.3	26.9	27.6	27.9
6H	25.5	26.2	25.9	26.5	26.9	26.4	27.1	26.8	27.4	27.8
8H	25.5	26.1	25.9	26.4	26.8	26.4	27.0	26.8	27.4	27.7
12H	25.4	26.0	25.8	26.4	26.8	26.4	26.9	26.8	27.3	27.7
8H 4H	25.5	26.1	25.9	26.5	26.8	26.4	27.0	26.8	27.4	27.7
6H	25.4	25.9	25.8	26.3	26.7	26.3	26.8	26.7	27.2	27.6
8H	25.3	25.8	25.8	26.2	26.6	26.3	26.7	26.7	27.1	27.6
12H	25.3	25.7	25.8	26.1	26.6	26.2	26.6	26.7	27.0	27.5
12H 4H	25.4	26.0	25.9	26.4	26.8	26.4	26.9	26.8	27.3	27.7
6H	25.3	25.8	25.8	26.2	26.6	26.3	26.7	26.7	27.1	27.6
8H	25.3	25.7	25.8	26.1	26.6	26.2	26.6	26.7	27.0	27.5
Variations with the observer position at spacings:										
S = 1.0H	+ 2.5 / - 9.7					+ 2.0 / - 4.4				
1.5H	+ 2.9 / - 6.3					+ 2.1 / - 3.8				
2.0H	+ 6.0 / - 8.8					+ 4.5 / -10.2				

CIE Pub.117 Corrected 44078 lm Total Lamp Luminous Flux. (8log(F/F0) = 13.2)

C Range: 0 - 360DEG
 C Interval: 5.0DEG
 Test Speed: HIGH
 Temperature:25.3DEG
 Operators:
 Test Date:2014-08-20

γ Range: 0 - 90DEG
 γ Interval: 0.5DEG
 Test System:EVERFINE GO-2000B_V1 SYSTEM V2.0.279
 Humidity:65.0%
 Test Distance:8.000m [K=1.0000]
 Remarks: 90度反光杯

UTILIZATION FACTORS TABLE

Test:U:222.1V I:2.293A P:489.7W PF:0.9820 Lamp Flux:44078x1 lm		
NAME: LED Flood Light	TYPE:	WEIGHT:10
SPEC.:CREE XTE	DIM.:	SERIAL No.:
MFR.: QINHAN LIGHTING	SUR.:	PROTECTION ANGLE:

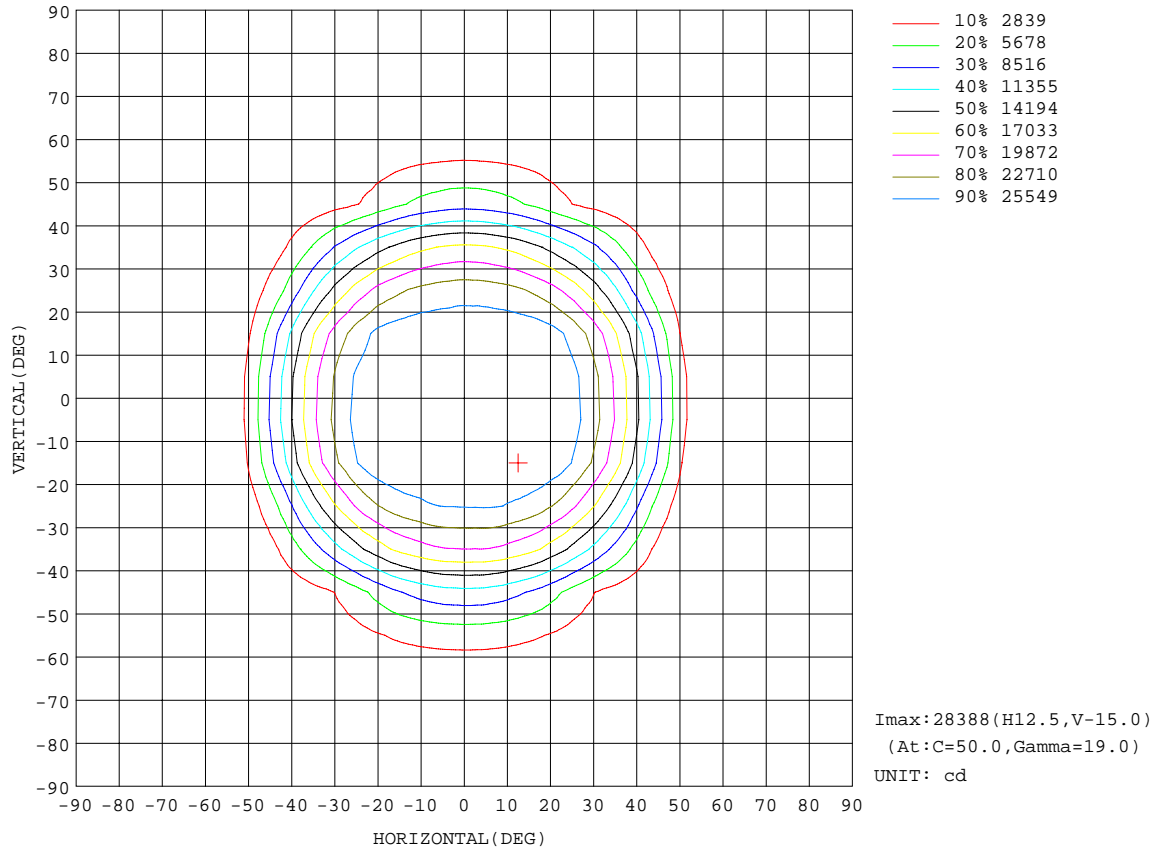
REFLECTANCE										
Ceiling	0.8	0.8	0.8	0.7	0.7	0.7	0.5	0.5	0.5	0
Walls	0.7	0.5	0.3	0.7	0.5	0.3	0.7	0.5	0.3	0
Working plane	0.2	0.2	0.2	0.2	0.2	0.2	0.2	0.2	0.2	0
ROOM INDEX	UTILIZATION FACTORS(PERCENT) $k(RI) \times RCR = 5$									
k = 0.60	77	69	64	77	69	64	76	69	64	59
0.80	86	79	74	86	78	74	84	78	73	69
1.00	93	86	81	92	85	81	90	86	80	76
1.25	98	92	87	97	91	87	95	90	86	81
1.50	102	96	92	100	95	91	98	93	90	85
2.00	106	101	97	104	100	96	101	98	95	89
2.50	108	103	100	106	102	99	103	99	97	90
3.00	110	106	102	108	104	101	104	102	99	92
4.00	112	109	106	110	107	105	106	104	102	94
5.00	113	111	108	111	109	107	107	105	104	96
ROOM INDEX	UF(total)									Direct
According to DIN EN 13032-2 2004			Suspended				SHRNOM = 1.25			

C Range: 0 - 360DEG
 C Interval: 5.0DEG
 Test Speed: HIGH
 Temperature:25.3DEG
 Operators:
 Test Date:2014-08-20

γ Range: 0 - 90DEG
 γ Interval: 0.5DEG
 Test System:EVERFINE GO-2000B_V1 SYSTEM V2.0.279
 Humidity:65.0%
 Test Distance:8.000m [K=1.0000]
 Remarks: 90度反光杯

ISOCANDELA DIAGRAM

Test:U:222.1V I:2.293A P:489.7W PF:0.9820 Lamp Flux:44078x1 lm		
NAME: LED Flood Light	TYPE:	WEIGHT:10
SPEC.:CREE XTE	DIM.:	SERIAL No.:
MFR.: QINHAN LIGHTING	SUR.:	PROTECTION ANGLE:

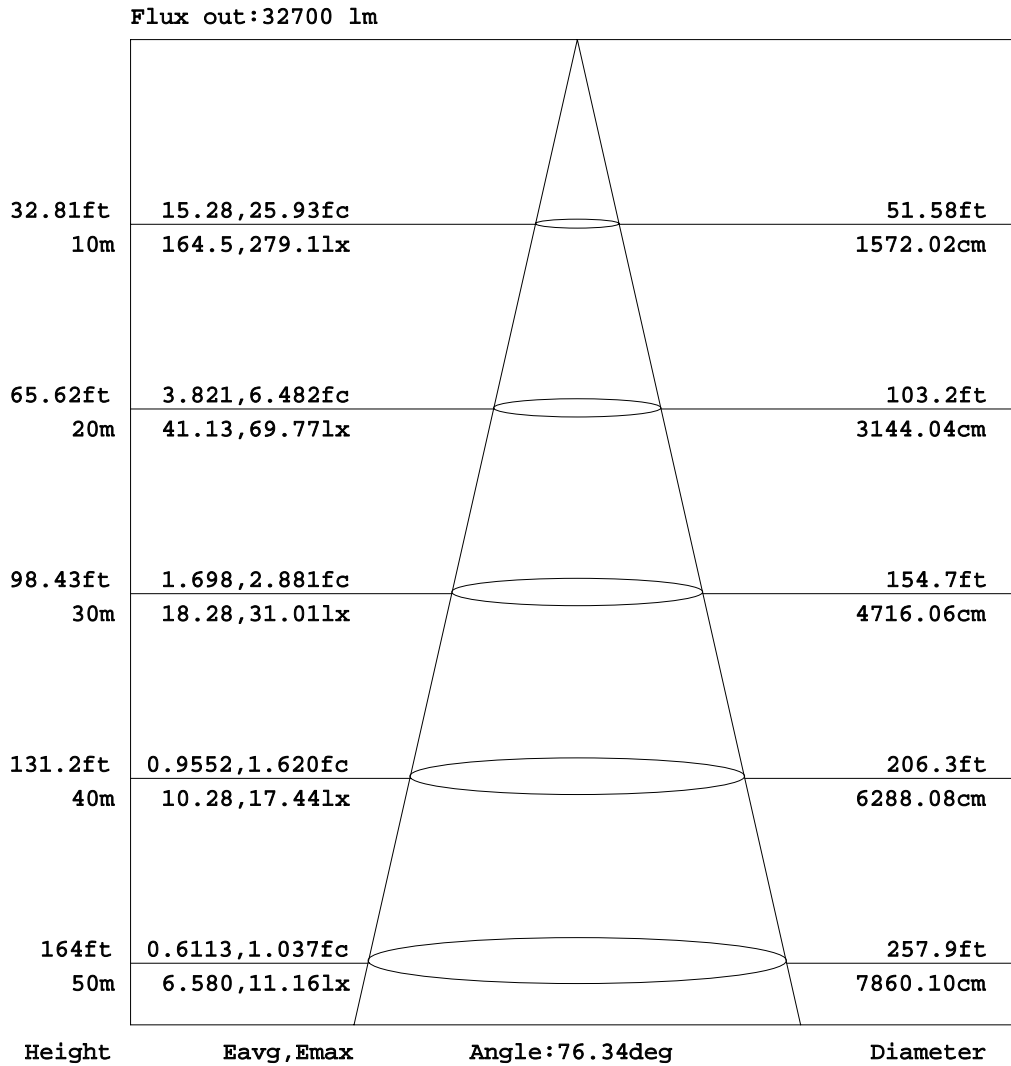


C Range: 0 - 360DEG
 C Interval: 5.0DEG
 Test Speed: HIGH
 Temperature:25.3DEG
 Operators:
 Test Date:2014-08-20

γ Range: 0 - 90DEG
 γ Interval: 0.5DEG
 Test System:EVERFINE GO-2000B_V1 SYSTEM V2.0.279
 Humidity:65.0%
 Test Distance:8.000m [K=1.0000]
 Remarks: 90度反光杯

AAI Figure

Test:U:222.1V I:2.293A P:489.7W PF:0.9820 Lamp Flux:44078x1 lm		
NAME: LED Flood Light	TYPE:	WEIGHT:10
SPEC.:CREE XTE	DIM.:	SERIAL No.:
MFR.: QINHAN LIGHTING	SUR.:	PROTECTION ANGLE:



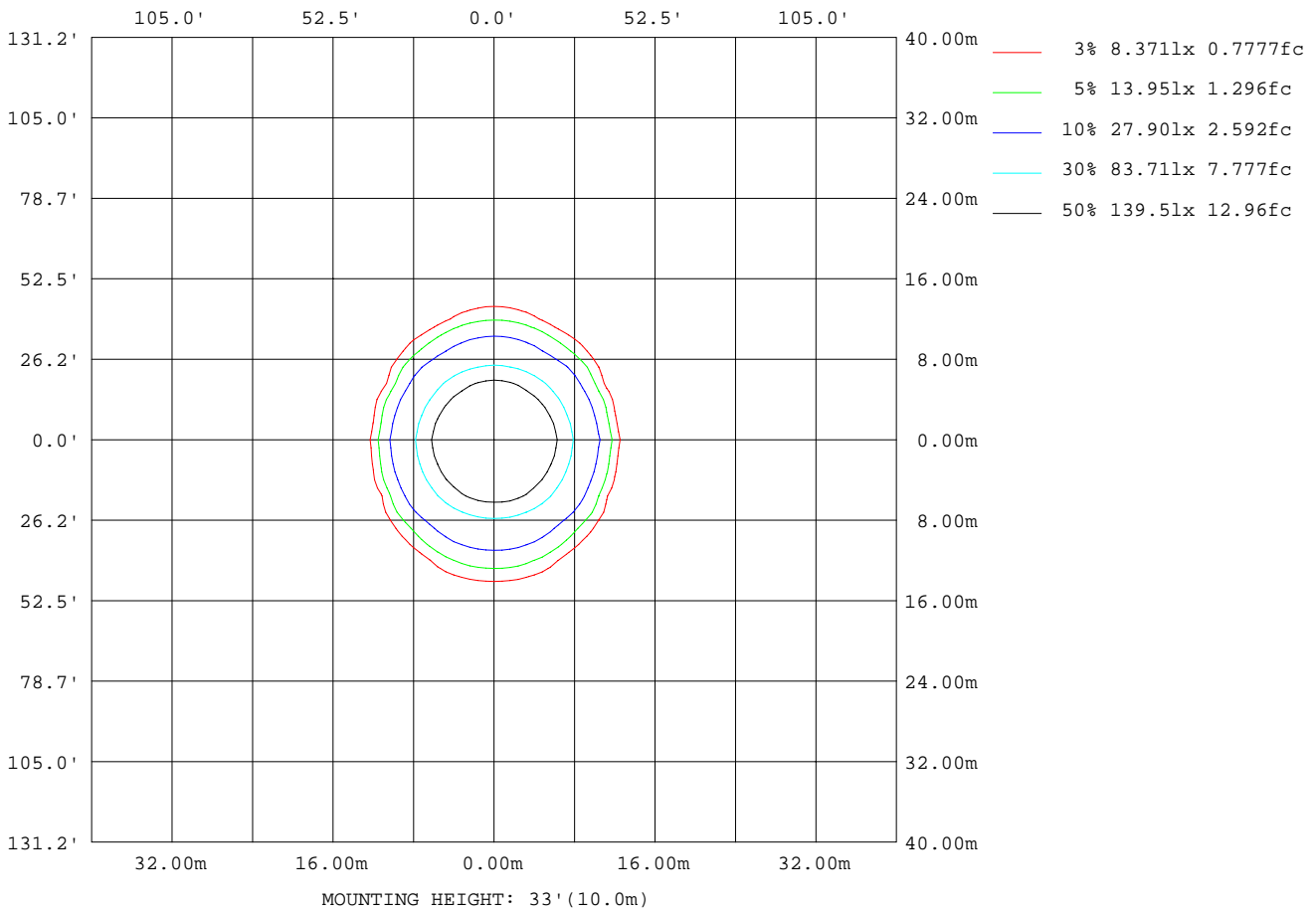
Note:The Curves indicate the illuminated area and the average illumination when the luminaire is at different distance.

C Range: 0 - 360DEG
 C Interval: 5.0DEG
 Test Speed: HIGH
 Temperature:25.3DEG
 Operators:
 Test Date:2014-08-20

γ Range: 0 - 90DEG
 γ Interval: 0.5DEG
 Test System:EVERFINE GO-2000B_V1 SYSTEM V2.0.279
 Humidity:65.0%
 Test Distance:8.000m [K=1.0000]
 Remarks: 90度反光杯

ISOLUX DIAGRAM

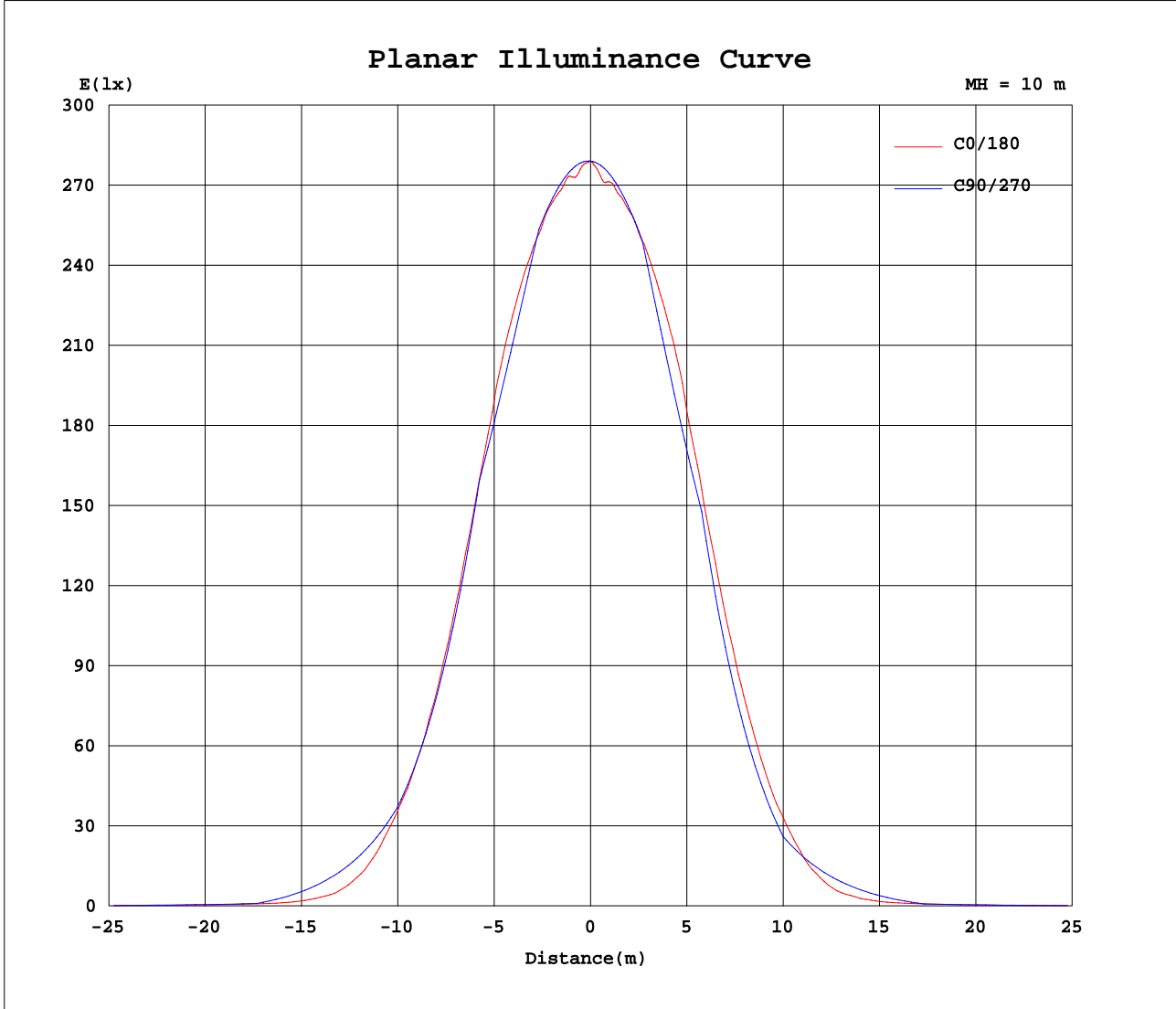
Test:U:222.1V I:2.293A P:489.7W PF:0.9820 Lamp Flux:44078x1 lm		
NAME: LED Flood Light	TYPE:	WEIGHT:10
SPEC.:CREE XTE	DIM.:	SERIAL No.:
MFR.: QINHAN LIGHTING	SUR.:	PROTECTION ANGLE:



C Range: 0 - 360DEG
 C Interval: 5.0DEG
 Test Speed: HIGH
 Temperature:25.3DEG
 Operators:
 Test Date:2014-08-20

γ Range: 0 - 90DEG
 γ Interval: 0.5DEG
 Test System:EVERFINE GO-2000B_V1 SYSTEM V2.0.279
 Humidity:65.0%
 Test Distance:8.000m [K=1.0000]
 Remarks: 90度反光杯

Planar Illuminance Curve



C Range: 0 - 360DEG
 C Interval: 5.0DEG
 Test Speed: HIGH
 Temperature: 25.3DEG
 Operators:
 Test Date: 2014-08-20

γ Range: 0 - 90DEG
 γ Interval: 0.5DEG
 Test System: EVERFINE GO-2000B_V1 SYSTEM V2.0.279
 Humidity: 65.0%
 Test Distance: 8.000m [K=1.0000]
 Remarks: 90度反光杯

LUMINOUS DISTRIBUTION INTENSITY DATA

Test:U:222.1V I:2.293A P:489.7W PF:0.9820 Lamp Flux:44078x1 lm		
NAME: LED Flood Light	TYPE:	WEIGHT:10
SPEC.:CREE XTE	DIM.:	SERIAL No.:
MFR.: QINHAN LIGHTING	SUR.:	PROTECTION ANGLE:

Table--2

UNIT: x10cd

C(DEG) γ (DEG)	95	100	105	110	115	120	125	130	135	140	145	150	155	160	165	170	175	180	185
0	2790	2790	2790	2790	2790	2790	2790	2790	2790	2790	2790	2790	2790	2790	2790	2790	2790	2790	2790
5	2794	2789	2784	2780	2774	2768	2761	2754	2749	2747	2745	2745	2745	2746	2746	2746	2746	2744	2744
10	2797	2790	2782	2773	2774	2778	2781	2784	2782	2778	2775	2774	2772	2770	2767	2765	2762	2759	2759
15	2803	2796	2796	2799	2802	2803	2801	2795	2792	2792	2794	2790	2786	2779	2772	2770	2768	2766	2761
20	2686	2686	2696	2708	2721	2731	2755	2791	2807	2794	2784	2773	2769	2765	2760	2756	2756	2757	2743
25	2568	2571	2571	2570	2563	2575	2594	2613	2639	2684	2732	2706	2676	2659	2649	2652	2664	2683	2643
30	2448	2448	2432	2402	2386	2378	2369	2362	2371	2388	2411	2448	2434	2385	2368	2369	2376	2402	2353
35	1988	1999	2006	2013	2039	2067	2069	2034	2014	1986	1979	2000	2034	2026	1985	1958	1955	1983	1928
40	1518	1521	1518	1521	1534	1533	1540	1555	1554	1539	1505	1497	1503	1535	1491	1450	1449	1488	1422
45	1047	1042	1034	1026	1019	1008	1005	1005	1019	1021	996	969	945	943	971	912	902	939	874
50	724	712	692	663	607	528	483	508	538	557	537	471	441	449	441	401	386	401	367
55	403	402	401	392	365	319	263	205	171	213	224	188	156	154	149	139	127	132	122
60	82.5	97.5	119	140	153	150	136	117	95.2	76.5	72.7	82.1	71.8	67.5	66.8	66.2	64.7	65.5	64.2
65	54.2	53.9	53.3	52.3	50.6	48.9	46.8	51.9	49.2	45.7	45.4	43.6	42.0	41.4	41.0	40.7	40.9	41.5	40.4
70	31.5	31.6	31.5	31.3	30.8	30.2	29.2	27.6	25.4	22.7	23.2	22.7	21.8	21.2	20.3	20.3	20.3	20.2	20.1
75	8.92	9.30	9.80	10.6	11.3	12.0	12.7	13.0	12.8	12.2	10.7	8.06	7.80	8.30	6.86	6.61	6.49	6.30	6.33
80	0.06	0.25	0.53	0.87	1.21	1.54	1.90	2.25	2.65	3.23	3.83	3.49	2.95	2.60	2.57	2.46	2.43	2.46	2.44
85	0.00	0.00	0.00	0.00	0.00	0.00	0.00	0.00	0.00	0.00	0.00	0.00	0.49	0.85	0.71	0.74	0.62	0.59	0.52
90	0.00	0.00	0.00	0.00	0.00	0.00	0.00	0.00	0.00	0.00	0.00	0.00	0.00	0.00	0.00	0.00	0.00	0.08	0.00

C Range: 0 - 360DEG
 C Interval: 5.0DEG
 Test Speed: HIGH
 Temperature:25.3DEG
 Operators:
 Test Date:2014-08-20

γ Range: 0 - 90DEG
 γ Interval: 0.5DEG
 Test System:EVERFINE GO-2000B_V1 SYSTEM V2.0.279
 Humidity:65.0%
 Test Distance:8.000m [K=1.0000]
 Remarks: 90度反光杯

LUMINOUS DISTRIBUTION INTENSITY DATA

Test:U:222.1V I:2.293A P:489.7W PF:0.9820 Lamp Flux:44078x1 lm		
NAME: LED Flood Light	TYPE:	WEIGHT:10
SPEC.:CREE XTE	DIM.:	SERIAL No.:
MFR.: QINHAN LIGHTING	SUR.:	PROTECTION ANGLE:

Table--3

UNIT: x10cd

C(DEG) γ (DEG)	190	195	200	205	210	215	220	225	230	235	240	245	250	255	260	265	270	275	280
0	2790	2790	2790	2790	2790	2790	2790	2790	2790	2790	2790	2790	2790	2790	2790	2790	2790	2790	2790
5	2744	2742	2740	2738	2737	2736	2737	2739	2744	2750	2757	2764	2769	2773	2777	2781	2783	2782	2780
10	2758	2758	2757	2756	2753	2751	2752	2755	2756	2754	2750	2746	2748	2758	2769	2773	2776	2774	2774
15	2755	2749	2747	2748	2749	2749	2749	2750	2753	2750	2752	2753	2755	2754	2761	2769	2768	2769	2773
20	2730	2721	2714	2712	2712	2714	2718	2719	2706	2674	2650	2625	2611	2603	2596	2603	2603	2604	2614
25	2610	2587	2573	2572	2588	2622	2561	2514	2473	2444	2432	2425	2418	2422	2425	2434	2438	2435	2437
30	2323	2304	2297	2304	2303	2252	2210	2198	2179	2165	2171	2189	2205	2225	2248	2264	2274	2266	2257
35	1902	1909	1926	1899	1853	1811	1799	1798	1809	1840	1807	1789	1775	1760	1757	1757	1761	1761	1766
40	1396	1407	1426	1373	1344	1323	1337	1339	1328	1300	1280	1259	1254	1244	1239	1245	1249	1248	1248
45	856	890	850	820	806	813	844	852	815	784	756	734	728	728	724	733	736	735	732
50	362	385	388	354	353	416	439	424	380	309	315	370	423	463	487	504	512	507	493
55	128	135	132	125	150	172	164	115	143	164	192	226	253	271	280	285	288	287	282
60	64.9	64.4	64.5	64.7	71.3	66.1	65.5	70.0	81.5	93.4	98.2	100	97.9	88.5	76.3	66.9	63.3	66.9	76.3
65	40.1	39.8	39.6	39.0	39.3	40.2	39.5	38.6	38.9	36.7	38.6	40.4	41.9	42.7	43.2	43.5	43.6	43.4	43.0
70	19.6	19.3	19.4	19.6	19.3	18.6	17.8	19.6	21.3	22.6	23.4	23.8	24.0	24.1	23.9	23.8	23.8	23.8	23.9
75	6.23	6.09	7.21	6.68	5.96	7.69	9.41	9.85	9.84	9.39	8.59	7.59	6.51	5.50	4.69	4.16	3.99	4.19	4.74
80	2.44	2.41	2.28	2.31	2.55	2.74	2.30	1.83	1.51	1.20	0.91	0.66	0.44	0.25	0.12	0.03	0.00	0.03	0.12
85	0.54	0.45	0.20	0.27	0.00	0.00	0.00	0.00	0.00	0.00	0.00	0.00	0.00	0.00	0.00	0.00	0.00	0.00	0.00
90	0.00	0.00	0.00	0.00	0.00	0.00	0.00	0.00	0.00	0.00	0.00	0.00	0.00	0.00	0.00	0.00	0.00	0.00	0.00

C Range: 0 - 360DEG
 C Interval: 5.0DEG
 Test Speed: HIGH
 Temperature:25.3DEG
 Operators:
 Test Date:2014-08-20

γ Range: 0 - 90DEG
 γ Interval: 0.5DEG
 Test System:EVERFINE GO-2000B_V1 SYSTEM V2.0.279
 Humidity:65.0%
 Test Distance:8.000m [K=1.0000]
 Remarks: 90度反光杯

LUMINOUS DISTRIBUTION INTENSITY DATA

Test:U:222.1V I:2.293A P:489.7W PF:0.9820 Lamp Flux:44078x1 lm		
NAME: LED Flood Light	TYPE:	WEIGHT:10
SPEC.:CREE XTE	DIM.:	SERIAL No.:
MFR.: QINHAN LIGHTING	SUR.:	PROTECTION ANGLE:

Table--4

UNIT: x10cd

C(DEG) γ (DEG)	285	290	295	300	305	310	315	320	325	330	335	340	345	350	355				
0	2790	2790	2790	2790	2790	2790	2790	2790	2790	2790	2790	2790	2790	2790	2790				
5	2780	2780	2779	2778	2774	2770	2766	2762	2759	2758	2757	2759	2760	2761	2761				
10	2775	2773	2765	2767	2774	2780	2781	2778	2776	2776	2778	2780	2782	2784	2785				
15	2773	2772	2775	2774	2774	2776	2776	2775	2777	2780	2781	2781	2781	2786	2790				
20	2618	2629	2647	2671	2698	2733	2758	2757	2756	2751	2749	2753	2759	2767	2779				
25	2434	2436	2447	2457	2477	2510	2551	2601	2664	2643	2628	2626	2635	2651	2677				
30	2237	2226	2212	2195	2193	2207	2234	2261	2306	2363	2368	2354	2354	2372	2406				
35	1774	1795	1810	1826	1856	1836	1835	1850	1867	1914	1958	1978	1962	1954	1986				
40	1255	1268	1275	1297	1321	1352	1386	1387	1380	1402	1426	1482	1460	1452	1486				
45	736	741	755	772	805	847	890	902	888	872	887	911	941	921	943				
50	471	434	381	323	321	395	455	479	458	413	400	425	420	407	410				
55	275	261	231	202	169	153	124	176	196	165	139	144	145	138	139				
60	89.1	100	104	101	97.4	86.3	73.0	66.4	67.5	76.3	68.5	66.8	66.4	65.8	65.4				
65	42.7	42.1	41.4	39.9	38.2	41.3	40.4	40.7	41.2	40.7	40.4	41.2	41.8	41.3	41.6				
70	24.1	24.3	24.4	24.2	23.5	22.4	20.7	18.8	19.6	20.4	20.5	20.3	20.6	20.8	21.1				
75	5.56	6.62	7.78	8.86	9.70	10.2	10.2	9.78	8.20	6.28	6.82	7.53	6.38	6.82	6.66				
80	0.26	0.45	0.68	0.93	1.20	1.49	1.76	2.21	2.74	2.60	2.35	2.25	2.32	2.31	2.37				
85	0.00	0.00	0.00	0.00	0.00	0.00	0.00	0.00	0.00	0.00	0.31	0.38	0.44	0.69	0.71				
90	0.00	0.00	0.00	0.00	0.00	0.00	0.00	0.00	0.00	0.00	0.00	0.00	0.00	0.00	0.00				

C Range: 0 - 360DEG
 C Interval: 5.0DEG
 Test Speed: HIGH
 Temperature:25.3DEG
 Operators:
 Test Date:2014-08-20

γ Range: 0 - 90DEG
 γ Interval: 0.5DEG
 Test System:EVERFINE GO-2000B_V1 SYSTEM V2.0.279
 Humidity:65.0%
 Test Distance:8.000m [K=1.0000]
 Remarks: 90度反光杯