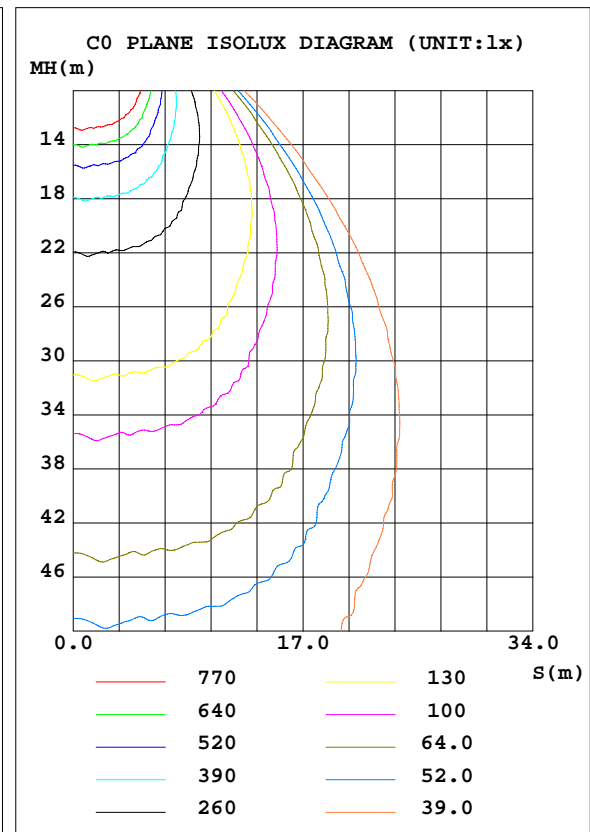
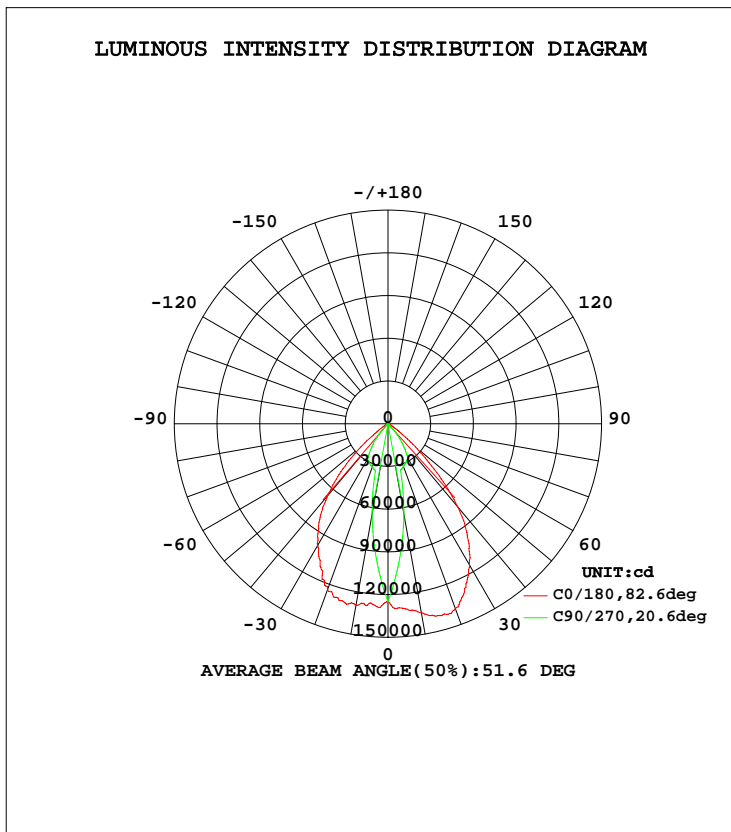


LUMINAIRE PHOTOMETRIC TEST REPORT

Test:U:220.2V I:4.430A P:980.3W PF:0.9800 Lamp Flux:89536x1 lm		
NAME: LED FLOOD LIGHT	TYPE:IP65	WEIGHT:35
SPEC.:QH-TGC-1000W	DIM.:	SERIAL No.:
MFR.: QINHAN	SUR.:	PROTECTION ANGLE:

DATA OF LAMP		PHOTOMETRIC DATA Eff: 91.34 lm/W			
MODEL	XTE R5	I _{max} (cd)	140286	S/MH(C0/180)	1.17
NOMINAL POWER(W)	1000	LOR(%)	100.0	S/MH(C90/270)	0.35
RATED VOLTAGE(V)	220	TOTAL FLUX(lm)	89536	η UP, DN(C0-180)	0.0, 49.8
NOMINAL FLUX(lm)	89536	CIE CLASS	DIRECT	η UP, DN(C180-360)	0.0, 50.2
LAMPS INSIDE	1	η up(%)	0.0	CIBSE SHR NOM	0.00
TEST VOLTAGE(V)	220.1	η down(%)	100.0	CIBSE SHR MAX	1.00



C Range: 0 - 360DEG
 C Interval: 5.0DEG
 Test Speed: HIGH
 Temperature:25.3DEG
 Operators:
 Test Date:2014-12-12

γ Range: 0 - 90DEG
 γ Interval: 0.5DEG
 Test System:EVERFINE GO-2000B_V1 SYSTEM V2.0.279
 Humidity:65.0%
 Test Distance:8.000m [K=1.0000]
 Remarks: 11-90度

ZONAL FLUX DIAGRAM

ZONAL FLUX DIAGRAM:

γ	C0	C45	C90	C135	C180	C225	C270	C315	γ	Φ zone	Φ total	lum, lamp
5	1272	1067	948.7	1072	1302	1072	948.0	1066	0- 5	2745	2745	3.07,3.07
10	1293	843.9	645.1	861.1	1348	861.1	643.7	842.1	5- 10	7021	9767	10.9,10.9
15	1286	619.3	341.5	639.3	1394	634.9	339.4	618.8	10- 15	9460	19227	21.5,21.5
20	1240	393.0	323.8	403.8	1382	400.5	319.5	401.0	15- 20	10508	29735	33.2,33.2
25	1115	348.9	306.1	354.8	1275	346.4	299.7	343.9	20- 25	11360	41094	45.9,45.9
30	986.1	321.9	288.4	323.7	1148	321.0	279.8	324.0	25- 30	11681	52775	58.9,58.9
35	844.8	269.5	197.3	278.1	972.2	273.1	191.3	272.4	30- 35	11333	64109	71.6,71.6
40	663.9	206.5	106.3	222.6	765.6	217.9	102.8	226.4	35- 40	9769	73877	82.5,82.5
45	447.8	129.1	15.30	139.6	484.9	134.0	14.25	139.5	40- 45	7196	81073	90.5,90.5
50	230.1	62.33	14.75	68.76	254.5	65.17	13.52	70.12	45- 50	4359	85432	95.4,95.4
55	80.25	7.834	14.21	8.621	89.29	8.346	12.80	9.105	50- 55	2297	87729	98,98
60	28.11	5.596	13.67	6.136	35.33	6.307	12.07	6.783	55- 60	1010	88738	99.1,99.1
65	15.31	2.655	9.288	3.454	18.07	3.768	8.196	4.154	60- 65	441.8	89180	99.6,99.6
70	5.202	1.114	4.911	1.845	6.672	2.120	4.321	2.523	65- 70	221.7	89402	99.9,99.9
75	1.554	0.6970	0.5333	1.039	1.927	1.068	0.4460	1.290	70- 75	93.39	89495	100,100
80	0.6003	0.2993	0	0.3150	0.6927	0.2993	0	0.3008	75- 80	30.80	89526	100,100
85	0.2307	0	0	0	0.2664	0	0	0	80- 85	8.666	89535	100,100
90	0.0218	0	0	0	0.0216	0	0	0	85- 90	1.195	89536	100,100
95									90- 95			
100									95-100			
105									100-105			
110									105-110			
115									110-115			
120									115-120			
125									120-125			
130									125-130			
135									130-135			
140									135-140			
145									140-145			
150									145-150			
155									150-155			
160									155-160			
165									160-165			
170									165-170			
175									170-175			
180									175-180			
DEG	LUMINOUS INTENSITY:×100cd								UNIT:lm			

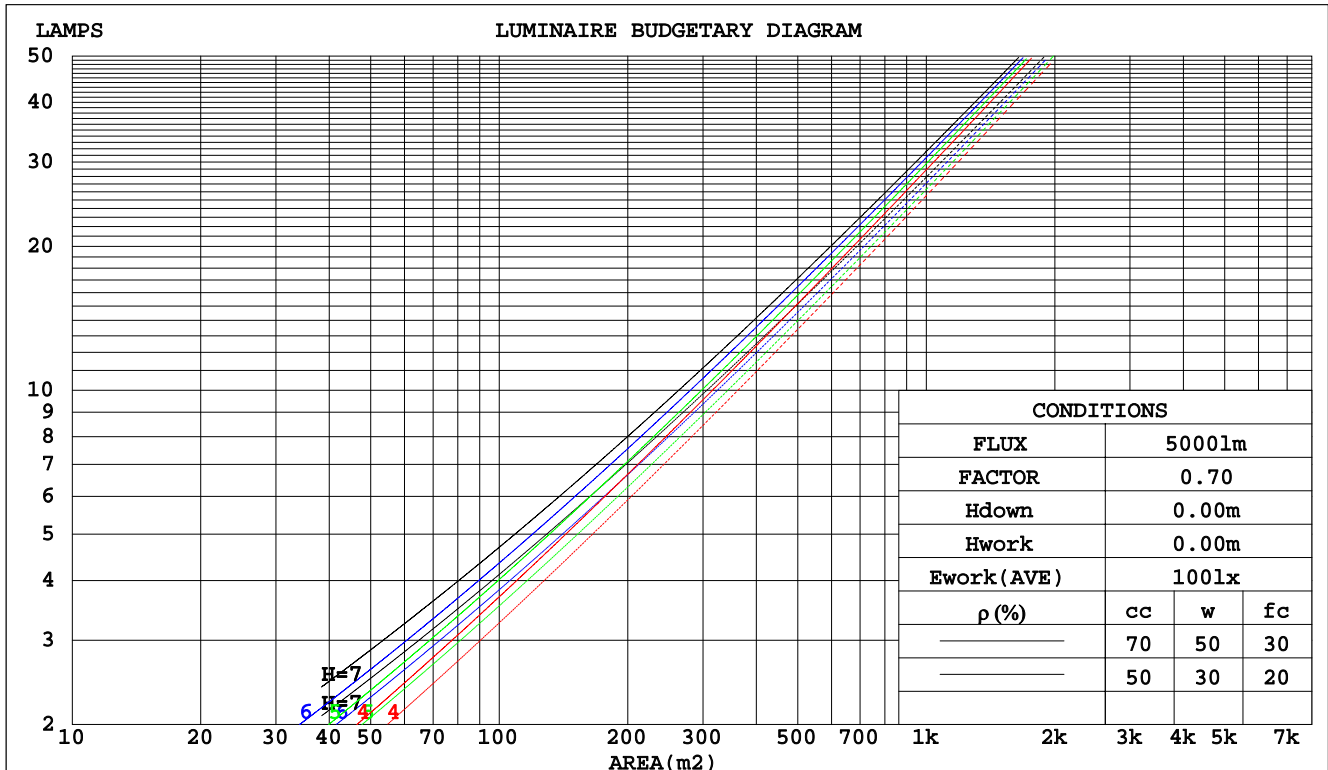
C Range: 0 - 360DEG
 C Interval: 5.0DEG
 Test Speed: HIGH
 Temperature:25.3DEG
 Operators:
 Test Date:2014-12-12

γ Range: 0 - 90DEG
 γ Interval: 0.5DEG
 Test System:EVERFINE GO-2000B_V1 SYSTEM V2.0.279
 Humidity:65.0%
 Test Distance:8.000m [K=1.0000]
 Remarks: 11-90度

CU AND LUMINAIRE BUDGETARY ESTIMATE DIAGRAM

Test:U:220.2V I:4.430A P:980.3W PF:0.9800 Lamp Flux:89536x1 lm		
NAME: LED FLOOD LIGHT	TYPE:IP65	WEIGHT:35
SPEC.:QH-TGC-1000W	DIM.:	SERIAL No.:
MFR.: QINHAN	SUR.:	PROTECTION ANGLE:

pcc	80%			70%			50%			30%			10%			0
	50%	30%	10%	50%	30%	10%	50%	30%	10%	50%	30%	10%	50%	30%	10%	0
pw																0
pfc	20%			20%			20%			20%			20%			0
RCR	RCR:Room Cavity Ratio															
	Coefficients of Utilization(CU)															
0.0	1.19	1.19	1.19	1.16	1.16	1.16	1.11	1.11	1.11	1.06	1.06	1.06	1.02	1.02	1.02	.00
1.0	1.10	1.07	1.05	1.08	1.06	1.03	1.04	1.02	1.00	1.00	.99	.97	.97	.95	.94	.93
2.0	1.02	.97	.94	.90	.96	.93	.97	.93	.90	.94	.91	.89	.91	.89	.87	.85
3.0	.94	.88	.84	.92	.87	.83	.90	.86	.82	.87	.84	.81	.85	.82	.80	.78
4.0	.87	.81	.76	.86	.80	.76	.84	.79	.75	.82	.77	.74	.80	.76	.73	.72
5.0	.81	.74	.70	.80	.74	.69	.78	.73	.69	.76	.72	.68	.75	.71	.68	.66
6.0	.75	.69	.64	.74	.68	.64	.73	.67	.63	.71	.67	.63	.70	.66	.63	.61
7.0	.70	.64	.59	.70	.63	.59	.68	.63	.59	.67	.62	.58	.66	.61	.58	.57
8.0	.66	.59	.55	.65	.59	.55	.64	.58	.55	.63	.58	.54	.62	.57	.54	.53
9.0	.62	.55	.51	.61	.55	.51	.60	.55	.51	.59	.54	.51	.58	.54	.50	.49
10.0	.58	.52	.48	.58	.52	.48	.57	.51	.48	.56	.51	.47	.55	.51	.47	.46



C Range: 0 - 360DEG
 C Interval: 5.0DEG
 Test Speed: HIGH
 Temperature:25.3DEG
 Operators:
 Test Date:2014-12-12

γ Range: 0 - 90DEG
 γ Interval: 0.5DEG
 Test System:EVERFINE GO-2000B_V1 SYSTEM V2.0.279
 Humidity:65.0%
 Test Distance:8.000m [K=1.0000]
 Remarks: 11-90度

WEC AND CCEC

Test:U:220.2V I:4.430A P:980.3W PF:0.9800 Lamp Flux:89536x1 lm		
NAME: LED FLOOD LIGHT	TYPE:IP65	WEIGHT:35
SPEC.:QH-TGC-1000W	DIM.:	SERIAL No.:
MFR.: QINHAN	SUR.:	PROTECTION ANGLE:

ρcc	80%			70%			50%			30%			10%			0
ρw	50%	30%	10%	50%	30%	10%	50%	30%	10%	50%	30%	10%	50%	30%	10%	0
ρfc	20%			20%			20%			20%			20%			0
RCR	RCR:Room Cavity Ratio						Wall Exitance Coefficients(WEC)									
0.0																
1.0	.191	.108	.034	.184	.105	.033	.171	.098	.031	.160	.092	.030	.149	.086	.028	
2.0	.185	.101	.031	.179	.099	.030	.168	.094	.029	.158	.089	.028	.149	.084	.027	
3.0	.177	.094	.028	.172	.092	.028	.163	.088	.027	.154	.085	.026	.146	.081	.025	
4.0	.169	.088	.026	.165	.086	.025	.157	.083	.025	.149	.080	.024	.142	.077	.024	
5.0	.161	.082	.024	.157	.081	.024	.150	.078	.023	.144	.076	.023	.138	.073	.022	
6.0	.153	.077	.022	.150	.076	.022	.144	.074	.021	.138	.072	.021	.133	.070	.021	
7.0	.146	.072	.020	.143	.071	.020	.138	.070	.020	.133	.068	.020	.128	.066	.020	
8.0	.140	.068	.019	.137	.067	.019	.132	.066	.019	.127	.065	.019	.123	.063	.018	
9.0	.133	.064	.018	.131	.064	.018	.127	.063	.018	.122	.061	.018	.118	.060	.017	
10.0	.127	.061	.017	.125	.061	.017	.121	.059	.017	.118	.058	.017	.114	.057	.016	

ρcc	80%			70%			50%			30%			10%			0
ρw	50%	30%	10%	50%	30%	10%	50%	30%	10%	50%	30%	10%	50%	30%	10%	0
ρfc	20%			20%			20%			20%			20%			0
RCR	RCR:Room Cavity Ratio						Ceiling Cavity Exitance Coefficients(CCEC)									
0.0	.190	.190	.190	.163	.163	.163	.111	.111	.111	.064	.064	.064	.020	.020	.020	
1.0	.172	.157	.144	.147	.135	.124	.101	.093	.086	.058	.054	.050	.019	.017	.016	
2.0	.158	.132	.111	.135	.114	.096	.093	.079	.067	.053	.046	.039	.017	.015	.013	
3.0	.147	.114	.087	.126	.098	.076	.086	.068	.053	.050	.040	.031	.016	.013	.010	
4.0	.137	.099	.070	.118	.086	.061	.081	.060	.043	.047	.035	.025	.015	.011	.008	
5.0	.129	.088	.057	.111	.076	.050	.076	.053	.035	.044	.031	.021	.014	.010	.007	
6.0	.122	.079	.048	.105	.068	.042	.072	.048	.029	.042	.028	.018	.014	.009	.006	
7.0	.116	.071	.040	.099	.062	.035	.069	.043	.025	.040	.026	.015	.013	.008	.005	
8.0	.110	.065	.035	.095	.057	.030	.065	.040	.021	.038	.023	.013	.012	.008	.004	
9.0	.105	.060	.030	.090	.052	.026	.063	.037	.019	.036	.022	.011	.012	.007	.004	
10.0	.100	.056	.026	.086	.048	.023	.060	.034	.016	.035	.020	.010	.011	.007	.003	

C Range: 0 - 360DEG
 C Interval: 5.0DEG
 Test Speed: HIGH
 Temperature:25.3DEG
 Operators:
 Test Date:2014-12-12

γ Range: 0 - 90DEG
 γ Interval: 0.5DEG
 Test System:EVERFINE GO-2000B_V1 SYSTEM V2.0.279
 Humidity:65.0%
 Test Distance:8.000m [K=1.0000]
 Remarks: 11-90度

Uncorrected UGR Table

Test:U:220.2V I:4.430A P:980.3W PF:0.9800 Lamp Flux:89536x1 lm										
NAME: LED FLOOD LIGHT					TYPE:IP65			WEIGHT:35		
SPEC.:QH-TGC-1000W					DIM.:			SERIAL No.:		
MFR.: QINHAN					SUR.:			PROTECTION ANGLE:		
ceiling/cavity	0.7	0.7	0.5	0.5	0.3	0.7	0.7	0.5	0.5	0.3
walls	0.5	0.3	0.5	0.3	0.3	0.5	0.3	0.5	0.3	0.3
working plane	0.2	0.2	0.2	0.2	0.2	0.2	0.2	0.2	0.2	0.2
Room dimensions	Viewed crosswise					Viewed endwise				
x = 2H y = 2H	29.9	31.0	30.2	31.1	31.3	23.4	24.5	23.7	24.7	24.8
3H	29.8	30.7	30.0	30.9	31.1	23.4	24.3	23.6	24.5	24.7
4H	29.7	30.6	30.0	30.8	31.0	23.3	24.2	23.6	24.4	24.6
6H	29.6	30.4	29.9	30.7	30.9	23.2	24.0	23.5	24.3	24.5
8H	29.5	30.3	29.9	30.6	30.9	23.1	24.0	23.5	24.2	24.5
12H	29.5	30.3	29.8	30.5	30.8	23.1	23.9	23.4	24.1	24.4
4H 2H	29.7	30.6	29.9	30.8	31.0	23.3	24.2	23.6	24.4	24.6
3H	29.5	30.3	29.8	30.5	30.8	23.2	24.0	23.5	24.3	24.5
4H	29.4	30.1	29.8	30.4	30.7	23.1	23.8	23.5	24.1	24.4
6H	29.3	29.9	29.7	30.3	30.6	23.0	23.7	23.4	24.0	24.3
8H	29.3	29.8	29.7	30.2	30.5	23.0	23.6	23.4	23.9	24.3
12H	29.2	29.7	29.6	30.1	30.5	22.9	23.5	23.4	23.8	24.2
8H 4H	29.3	29.8	29.7	30.2	30.5	23.0	23.6	23.4	23.9	24.3
6H	29.2	29.6	29.6	30.0	30.4	22.9	23.4	23.3	23.8	24.2
8H	29.1	29.5	29.6	29.9	30.4	22.8	23.3	23.3	23.7	24.1
12H	29.1	29.4	29.5	29.8	30.3	22.8	23.1	23.3	23.6	24.1
12H 4H	29.2	29.7	29.6	30.1	30.5	22.9	23.5	23.4	23.8	24.2
6H	29.1	29.5	29.6	29.9	30.4	22.8	23.3	23.3	23.7	24.1
8H	29.1	29.4	29.5	29.8	30.3	22.8	23.1	23.3	23.6	24.1
Variations with the observer position at spacings:										
S = 1.0H	+ 5.5 / - 8.3					+ 2.7 / - 8.8				
1.5H	+ 6.0 / - 7.3					+ 4.1 / - 9.8				
2.0H	+ 8.7 / -19.5					+ 2.2 / - 3.4				

CIE Pub.117 Corrected 89536 lm Total Lamp Luminous Flux. (8log(F/F0) = 15.6)

C Range: 0 - 360DEG
C Interval: 5.0DEG
Test Speed: HIGH
Temperature:25.3DEG
Operators:
Test Date:2014-12-12

γ Range: 0 - 90DEG
 γ Interval: 0.5DEG
Test System:EVERFINE GO-2000B_V1 SYSTEM V2.0.279
Humidity:65.0%
Test Distance:8.000m [K=1.0000]
Remarks: 11-90度

UTILIZATION FACTORS TABLE

Test:U:220.2V I:4.430A P:980.3W PF:0.9800 Lamp Flux:89536x1 lm		
NAME: LED FLOOD LIGHT	TYPE:IP65	WEIGHT:35
SPEC.:QH-TGC-1000W	DIM.:	SERIAL No.:
MFR.: QINHAN	SUR.:	PROTECTION ANGLE:

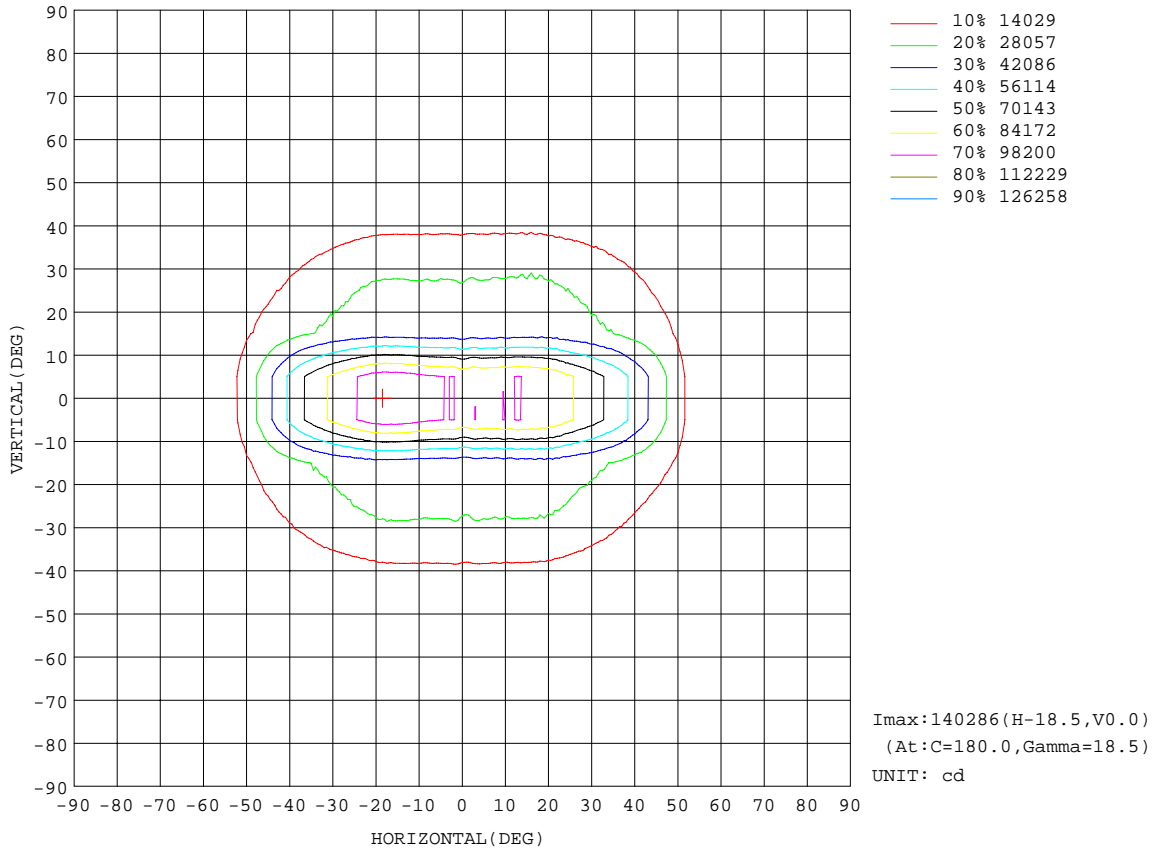
REFLECTANCE										
Ceiling	0.8	0.8	0.8	0.7	0.7	0.7	0.5	0.5	0.5	0
Walls	0.7	0.5	0.3	0.7	0.5	0.3	0.7	0.5	0.3	0
Working plane	0.2	0.2	0.2	0.2	0.2	0.2	0.2	0.2	0.2	0
ROOM INDEX	UTILIZATION FACTORS(PERCENT) $k(RI) \times RCR = 5$									
k = 0.60	80	73	68	80	73	68	79	72	68	64
0.80	89	82	77	88	82	77	87	81	77	72
1.00	95	88	84	94	88	84	92	88	83	79
1.25	100	94	90	99	93	89	97	92	89	84
1.50	103	98	94	102	97	93	99	95	92	87
2.00	107	102	98	105	101	98	102	99	96	90
2.50	109	104	101	107	103	100	104	101	98	92
3.00	110	107	103	109	105	102	105	102	100	94
4.00	113	109	107	111	108	105	107	105	103	95
5.00	114	111	109	112	109	107	108	106	104	97
ROOM INDEX	UF(total)									Direct
According to DIN EN 13032-2 2004			Suspended				SHRNOM = 1.25			

C Range: 0 - 360DEG
 C Interval: 5.0DEG
 Test Speed: HIGH
 Temperature:25.3DEG
 Operators:
 Test Date:2014-12-12

γ Range: 0 - 90DEG
 γ Interval: 0.5DEG
 Test System:EVERFINE GO-2000B_V1 SYSTEM V2.0.279
 Humidity:65.0%
 Test Distance:8.000m [K=1.0000]
 Remarks: 11-90度

ISOCANDELA DIAGRAM

Test:U:220.2V I:4.430A P:980.3W PF:0.9800 Lamp Flux:89536x1 lm		
NAME: LED FLOOD LIGHT	TYPE:IP65	WEIGHT:35
SPEC.:QH-TGC-1000W	DIM.:	SERIAL No.:
MFR.: QINHAN	SUR.:	PROTECTION ANGLE:

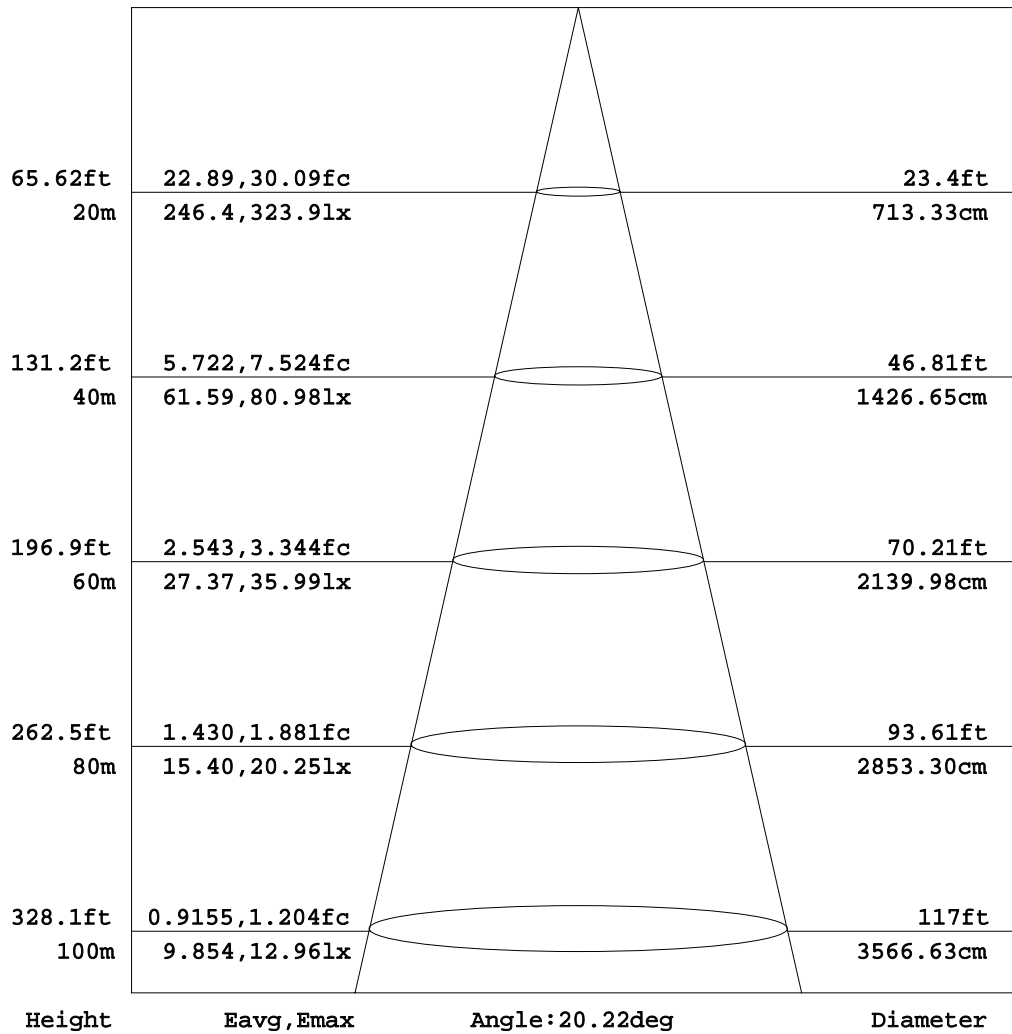


C Range: 0 - 360DEG
 C Interval: 5.0DEG
 Test Speed: HIGH
 Temperature:25.3DEG
 Operators:
 Test Date:2014-12-12

γ Range: 0 - 90DEG
 γ Interval: 0.5DEG
 Test System:EVERFINE GO-2000B_V1 SYSTEM V2.0.279
 Humidity:65.0%
 Test Distance:8.000m [K=1.0000]
 Remarks: 11-90度

AAI Figure

Test:U:220.2V I:4.430A P:980.3W PF:0.9800 Lamp Flux:89536x1 lm		
NAME: LED FLOOD LIGHT	TYPE:IP65	WEIGHT:35
SPEC.:QH-TGC-1000W	DIM.:	SERIAL No.:
MFR.: QINHAN	SUR.:	PROTECTION ANGLE:



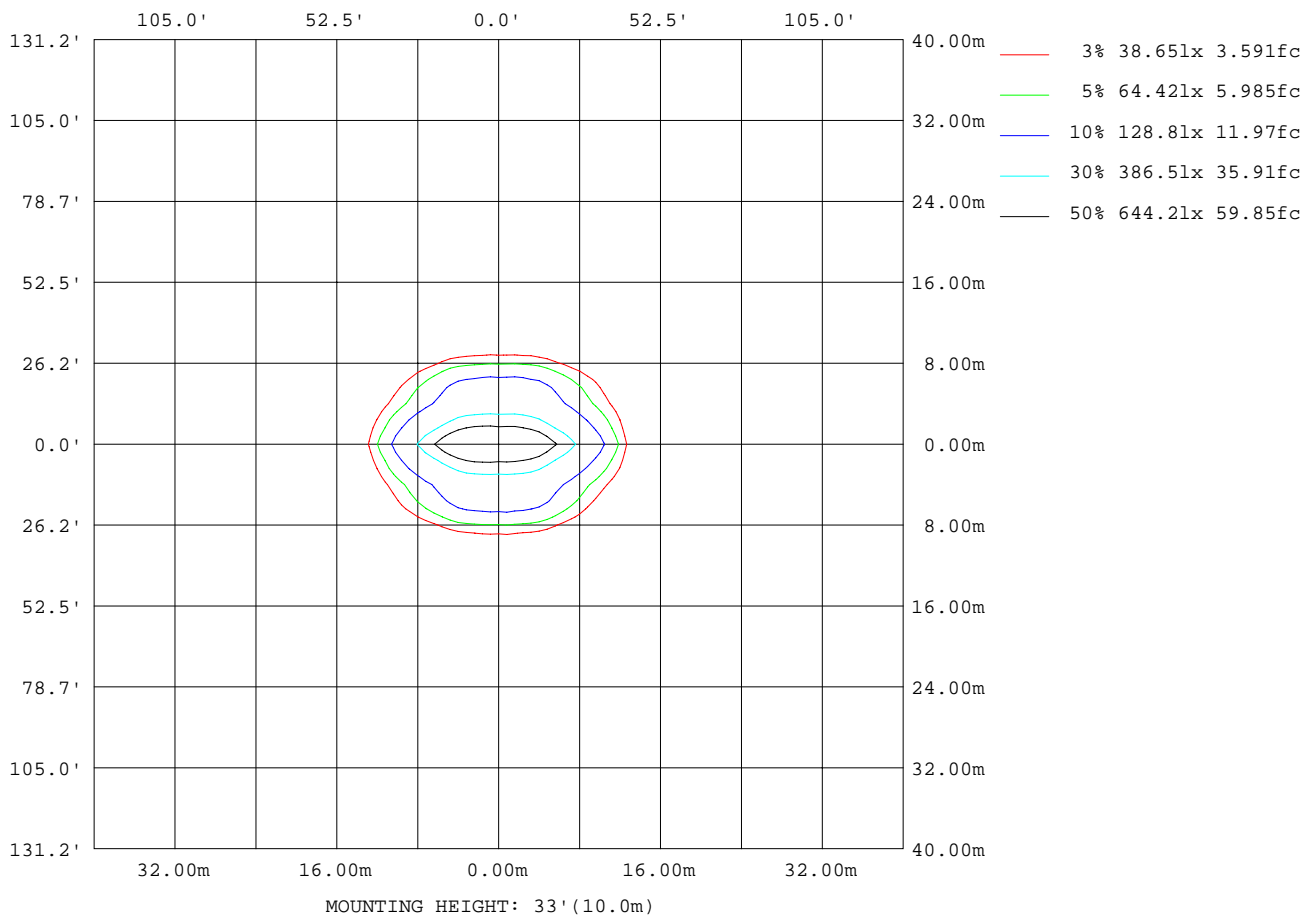
Note: The Curves indicate the illuminated area and the average illumination when the luminaire is at different distance.

C Range: 0 - 360DEG
 C Interval: 5.0DEG
 Test Speed: HIGH
 Temperature: 25.3DEG
 Operators:
 Test Date: 2014-12-12

γ Range: 0 - 90DEG
 γ Interval: 0.5DEG
 Test System: EVERFINE GO-2000B_V1 SYSTEM V2.0.279
 Humidity: 65.0%
 Test Distance: 8.000m [K=1.0000]
 Remarks: 11-90度

ISOLUX DIAGRAM

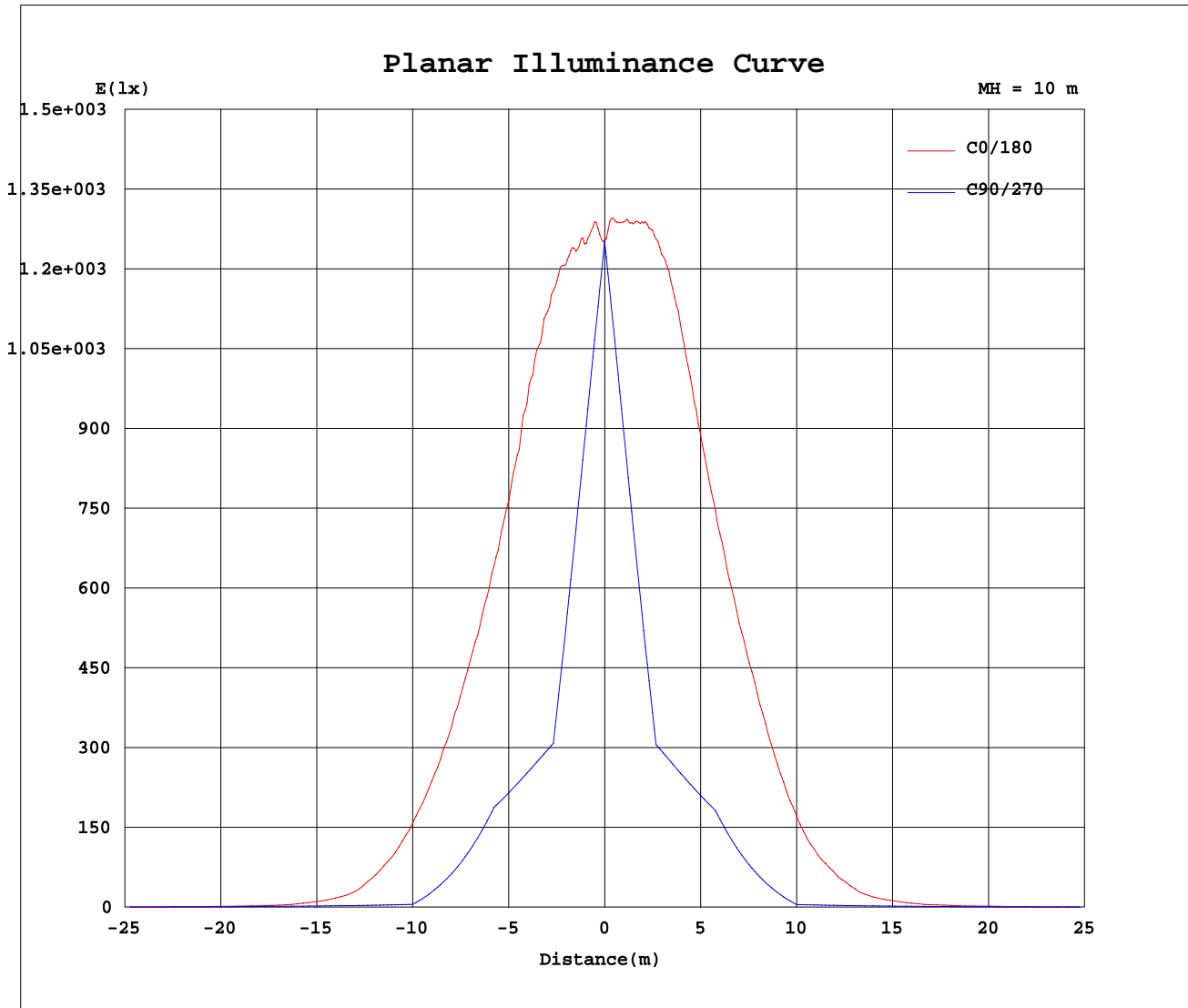
Test:U:220.2V I:4.430A P:980.3W PF:0.9800 Lamp Flux:89536x1 lm		
NAME: LED FLOOD LIGHT	TYPE:IP65	WEIGHT:35
SPEC.:QH-TGC-1000W	DIM.:	SERIAL No.:
MFR.: QINHAN	SUR.:	PROTECTION ANGLE:



C Range: 0 - 360DEG
 C Interval: 5.0DEG
 Test Speed: HIGH
 Temperature:25.3DEG
 Operators:
 Test Date:2014-12-12

γ Range: 0 - 90DEG
 γ Interval: 0.5DEG
 Test System:EVERFINE GO-2000B_V1 SYSTEM V2.0.279
 Humidity:65.0%
 Test Distance:8.000m [K=1.0000]
 Remarks: 11-90度

Planar Illuminance Curve



C Range: 0 - 360DEG
 C Interval: 5.0DEG
 Test Speed: HIGH
 Temperature: 25.3DEG
 Operators:
 Test Date: 2014-12-12

γ Range: 0 - 90DEG
 γ Interval: 0.5DEG
 Test System: EVERFINE GO-2000B_V1 SYSTEM V2.0.279
 Humidity: 65.0%
 Test Distance: 8.000m [K=1.0000]
 Remarks: 11-90度

LUMINOUS DISTRIBUTION INTENSITY DATA

Test:U:220.2V I:4.430A P:980.3W PF:0.9800 Lamp Flux:89536x1 lm		
NAME: LED FLOOD LIGHT	TYPE:IP65	WEIGHT:35
SPEC.:QH-TGC-1000W	DIM.:	SERIAL No.:
MFR.: QINHAN	SUR.:	PROTECTION ANGLE:

Table--1

UNIT: ×100cd

γ (DEG)\C (DEG)	0	5	10	15	20	25	30	35	40	45	50	55	60	65	70	75	80	85	90
0	1252	1252	1252	1252	1252	1252	1252	1252	1252	1252	1252	1252	1252	1252	1252	1252	1252	1252	1252
5	1272	1245	1219	1193	1169	1145	1123	1103	1084	1067	1052	1037	1020	1000	981	966	955	949	949
10	1293	1238	1184	1131	1078	1023	967	918	877	844	807	765	738	719	705	688	663	647	645
15	1286	1204	1122	1042	963	891	825	751	676	619	575	513	471	440	402	386	369	344	341
20	1240	1135	1033	934	831	732	652	560	475	393	363	344	349	338	340	334	340	326	324
25	1115	997	883	770	668	573	466	361	363	349	338	332	329	319	318	318	318	311	306
30	986	859	738	620	504	389	326	323	324	322	319	312	305	302	294	292	297	296	288
35	845	716	593	471	357	292	280	270	267	270	272	283	263	246	230	220	211	205	197
40	664	545	435	330	249	233	221	214	210	206	198	185	174	155	137	124	116	112	106
45	448	367	292	212	186	169	159	153	145	129	112	97.8	81.9	62.9	46.2	32.8	23.8	17.5	15.3
50	230	196	167	138	123	107	94.9	89.3	77.6	62.3	40.7	17.3	9.11	10.3	11.7	13.1	14.5	14.7	14.8
55	80.2	69.3	63.7	61.7	62.0	51.4	48.9	40.1	26.2	7.83	7.11	6.42	7.13	8.70	10.0	11.5	12.9	13.9	14.2
60	28.1	23.8	20.3	17.7	11.4	19.9	17.0	6.03	4.48	5.60	5.08	5.12	5.45	7.22	8.46	10.0	11.4	12.9	13.7
65	15.3	11.5	9.21	6.56	4.96	3.51	2.27	3.10	2.58	2.66	3.10	3.35	3.89	5.38	6.15	6.97	7.88	8.74	9.29
70	5.20	3.28	2.27	2.09	1.67	1.46	1.56	1.36	1.16	1.11	1.77	1.99	2.32	2.97	3.48	3.91	4.29	4.64	4.91
75	1.55	1.15	1.31	1.03	0.86	0.83	0.76	0.84	0.77	0.70	0.84	0.93	0.93	0.96	0.96	0.88	0.74	0.59	0.53
80	0.60	0.49	0.43	0.46	0.51	0.54	0.45	0.45	0.41	0.30	0.23	0.20	0.13	0.09	0.07	0.04	0.02	0.00	0.00
85	0.23	0.20	0.24	0.28	0.25	0.11	0.00	0.00	0.00	0.00	0.00	0.00	0.00	0.00	0.00	0.00	0.00	0.00	0.00
90	0.02	0.00	0.00	0.00	0.00	0.00	0.00	0.00	0.00	0.00	0.00	0.00	0.00	0.00	0.00	0.00	0.00	0.00	0.00

C Range: 0 - 360DEG γ Range: 0 - 90DEG
 C Interval: 5.0DEG γ Interval: 0.5DEG
 Test Speed: HIGH Test System:EVERFINE GO-2000B_V1 SYSTEM V2.0.279
 Temperature:25.3DEG Humidity:65.0%
 Operators: Test Distance:8.000m [K=1.0000]
 Test Date:2014-12-12 Remarks: 11-90度

LUMINOUS DISTRIBUTION INTENSITY DATA

Test:U:220.2V I:4.430A P:980.3W PF:0.9800 Lamp Flux:89536x1 lm		
NAME: LED FLOOD LIGHT	TYPE:IP65	WEIGHT:35
SPEC.:QH-TGC-1000W	DIM.:	SERIAL No.:
MFR.: QINHAN	SUR.:	PROTECTION ANGLE:

Table--2

UNIT: ×100cd

C(DEG) \ γ (DEG)	95	100	105	110	115	120	125	130	135	140	145	150	155	160	165	170	175	180	185
0	1252	1252	1252	1252	1252	1252	1252	1252	1252	1252	1252	1252	1252	1252	1252	1252	1252	1252	1252
5	954	967	984	999	1013	1027	1039	1055	1072	1093	1116	1140	1165	1192	1219	1246	1274	1302	1274
10	659	677	690	703	724	752	785	823	861	903	953	1004	1059	1115	1172	1231	1290	1348	1290
15	357	368	381	408	440	476	527	578	639	710	786	862	947	1034	1121	1211	1302	1394	1302
20	338	334	336	337	342	344	352	359	404	493	587	692	798	911	1023	1141	1261	1382	1260
25	319	314	317	318	324	331	339	347	355	359	375	483	615	733	868	1001	1135	1275	1134
30	298	296	297	303	307	314	318	323	324	328	328	333	410	555	693	840	992	1148	990
35	204	208	215	232	253	272	294	285	278	276	284	290	295	377	523	674	818	972	817
40	111	116	126	141	159	179	195	207	223	226	230	236	245	259	361	491	626	766	624
45	17.8	23.7	32.5	46.2	65.0	82.1	101	121	140	159	174	179	186	197	224	313	397	485	395
50	14.5	13.7	12.2	10.6	9.55	8.32	18.7	44.0	68.8	89.6	108	119	123	135	143	172	210	255	211
55	13.1	11.6	10.1	8.87	7.71	6.54	6.85	7.66	8.62	31.0	48.8	59.8	63.8	69.0	65.5	71.2	77.6	89.3	78.0
60	11.7	9.41	8.14	7.13	6.04	5.19	5.07	5.84	6.14	5.24	5.71	19.3	24.1	20.9	25.4	26.3	28.6	35.3	27.8
65	7.97	6.50	5.67	5.08	4.14	3.46	3.17	3.35	3.45	3.03	2.50	2.32	5.38	9.61	12.8	13.2	14.7	18.1	14.3
70	4.24	3.56	3.14	2.87	2.34	2.15	2.13	1.84	1.84	1.60	1.42	1.62	1.69	2.42	3.24	4.28	5.18	6.67	4.13
75	0.58	0.67	0.74	0.81	0.82	0.89	1.01	0.96	1.04	0.95	0.80	0.84	0.99	0.98	1.01	1.26	1.74	1.93	1.63
80	0.00	0.02	0.03	0.06	0.09	0.13	0.18	0.22	0.32	0.46	0.46	0.52	0.67	0.49	0.48	0.49	0.62	0.69	0.59
85	0.00	0.00	0.00	0.00	0.00	0.00	0.00	0.00	0.00	0.00	0.00	0.00	0.12	0.25	0.27	0.25	0.24	0.27	0.23
90	0.00	0.00	0.00	0.00	0.00	0.00	0.00	0.00	0.00	0.00	0.00	0.00	0.00	0.00	0.00	0.00	0.00	0.02	0.00

C Range: 0 - 360DEG γ Range: 0 - 90DEG
 C Interval: 5.0DEG γ Interval: 0.5DEG
 Test Speed: HIGH Test System:EVERFINE GO-2000B_V1 SYSTEM V2.0.279
 Temperature:25.3DEG Humidity:65.0%
 Operators: Test Distance:8.000m [K=1.0000]
 Test Date:2014-12-12 Remarks: 11-90度

LUMINOUS DISTRIBUTION INTENSITY DATA

Test:U:220.2V I:4.430A P:980.3W PF:0.9800 Lamp Flux:89536x1 lm		
NAME: LED FLOOD LIGHT	TYPE:IP65	WEIGHT:35
SPEC.:QH-TGC-1000W	DIM.:	SERIAL No.:
MFR.: QINHAN	SUR.:	PROTECTION ANGLE:

Table--3

UNIT: ×100cd

C(DEG) γ (DEG)	190	195	200	205	210	215	220	225	230	235	240	245	250	255	260	265	270	275	280
0	1252	1252	1252	1252	1252	1252	1252	1252	1252	1252	1252	1252	1252	1252	1252	1252	1252	1252	1252
5	1247	1219	1192	1166	1141	1116	1093	1072	1055	1039	1027	1013	999	982	965	952	948	949	957
10	1231	1172	1114	1058	1002	951	903	861	822	784	755	725	703	691	676	654	644	651	671
15	1210	1119	1033	945	858	783	707	635	577	524	476	438	411	381	369	352	339	355	373
20	1139	1020	906	798	686	580	488	400	352	347	340	339	334	337	332	331	320	336	333
25	999	865	734	603	482	363	348	346	338	332	322	314	316	309	311	308	300	315	308
30	840	689	550	408	333	322	318	321	314	309	303	295	289	289	291	286	280	293	287
35	668	522	372	293	283	277	273	273	279	283	264	242	223	213	202	198	191	199	201
40	490	358	255	240	230	221	219	218	205	191	175	154	136	121	111	108	103	107	113
45	310	220	189	178	169	165	152	134	119	100	83.0	62.5	45.2	32.3	22.5	16.1	14.2	16.3	22.2
50	174	143	130	118	108	98.6	84.3	65.2	42.5	18.2	9.33	10.3	11.3	12.4	13.3	13.4	13.5	13.0	12.2
55	72.5	71.7	69.6	61.6	56.4	44.2	28.8	8.35	7.26	6.90	7.36	8.61	9.20	10.1	11.5	12.5	12.8	11.7	10.5
60	24.5	23.0	19.8	25.0	19.7	5.60	5.37	6.31	5.91	5.47	5.66	7.07	7.53	7.88	9.70	11.5	12.1	10.2	8.50
65	12.2	9.79	6.84	4.66	2.54	3.24	3.06	3.77	4.16	3.82	4.14	5.13	5.51	5.48	6.63	7.78	8.20	6.92	5.78
70	3.67	3.32	2.39	1.70	1.56	1.62	1.72	2.12	2.48	2.49	2.41	2.91	3.20	3.05	3.56	4.10	4.32	3.66	3.14
75	1.59	1.05	0.97	1.01	0.82	0.89	0.99	1.07	1.14	1.15	0.95	0.94	0.90	0.71	0.57	0.48	0.45	0.47	0.56
80	0.51	0.57	0.62	0.57	0.50	0.47	0.42	0.30	0.24	0.18	0.12	0.09	0.06	0.03	0.01	0.00	0.00	0.00	0.01
85	0.22	0.22	0.21	0.10	0.00	0.00	0.00	0.00	0.00	0.00	0.00	0.00	0.00	0.00	0.00	0.00	0.00	0.00	0.00
90	0.00	0.00	0.00	0.00	0.00	0.00	0.00	0.00	0.00	0.00	0.00	0.00	0.00	0.00	0.00	0.00	0.00	0.00	0.00

C Range: 0 - 360DEG
 C Interval: 5.0DEG
 Test Speed: HIGH
 Temperature:25.3DEG
 Operators:
 Test Date:2014-12-12

γ Range: 0 - 90DEG
 γ Interval: 0.5DEG
 Test System:EVERFINE GO-2000B_V1 SYSTEM V2.0.279
 Humidity:65.0%
 Test Distance:8.000m [K=1.0000]
 Remarks: 11-90度

LUMINOUS DISTRIBUTION INTENSITY DATA

Test:U:220.2V I:4.430A P:980.3W PF:0.9800 Lamp Flux:89536x1 lm		
NAME: LED FLOOD LIGHT	TYPE:IP65	WEIGHT:35
SPEC.:QH-TGC-1000W	DIM.:	SERIAL No.:
MFR.: QINHAN	SUR.:	PROTECTION ANGLE:

Table--4

UNIT: ×100cd

C(DEG) γ (DEG)	285	290	295	300	305	310	315	320	325	330	335	340	345	350	355				
0	1252	1252	1252	1252	1252	1252	1252	1252	1252	1252	1252	1252	1252	1252	1252				
5	969	985	1003	1022	1037	1051	1066	1083	1101	1122	1144	1168	1193	1219	1245				
10	691	702	715	738	768	805	842	878	922	972	1025	1077	1130	1183	1238				
15	380	404	438	471	524	570	619	683	752	823	892	966	1042	1122	1204				
20	332	336	346	345	353	359	401	478	564	645	741	832	931	1033	1136				
25	312	321	322	331	341	348	344	359	370	467	561	671	768	884	996				
30	299	297	303	308	315	323	324	318	323	327	393	506	621	737	859				
35	214	233	257	268	286	277	272	275	280	282	293	360	473	596	717				
40	123	138	162	177	189	209	226	226	228	233	243	255	335	439	548				
45	31.5	46.6	62.7	83.3	99.8	123	140	162	177	182	187	198	218	296	370				
50	11.5	10.4	9.60	8.49	18.8	44.1	70.1	90.2	111	121	126	135	147	169	196				
55	9.44	8.97	7.79	6.99	6.96	8.13	9.11	31.7	50.6	63.0	69.1	70.3	68.0	69.4	71.7				
60	7.52	7.51	6.48	5.58	5.46	6.36	6.78	5.40	5.37	21.0	26.6	21.5	23.8	23.6	25.1				
65	5.32	5.55	4.39	3.88	4.02	3.91	4.15	3.36	2.58	2.51	5.49	8.64	10.4	11.3	12.9				
70	3.03	3.20	2.53	2.40	2.65	2.41	2.52	2.14	1.53	1.62	1.81	2.18	2.43	3.22	4.53				
75	0.69	0.86	0.87	0.94	1.14	1.19	1.29	1.05	0.80	0.91	0.92	1.01	0.99	1.17	1.53				
80	0.03	0.06	0.09	0.13	0.17	0.22	0.30	0.41	0.42	0.47	0.57	0.52	0.46	0.48	0.58				
85	0.00	0.00	0.00	0.00	0.00	0.00	0.00	0.00	0.00	0.00	0.11	0.18	0.20	0.20	0.22				
90	0.00	0.00	0.00	0.00	0.00	0.00	0.00	0.00	0.00	0.00	0.00	0.00	0.00	0.00	0.00				

C Range: 0 - 360DEG
 C Interval: 5.0DEG
 Test Speed: HIGH
 Temperature:25.3DEG
 Operators:
 Test Date:2014-12-12

γ Range: 0 - 90DEG
 γ Interval: 0.5DEG
 Test System:EVERFINE GO-2000B_V1 SYSTEM V2.0.279
 Humidity:65.0%
 Test Distance:8.000m [K=1.0000]
 Remarks: 11-90度