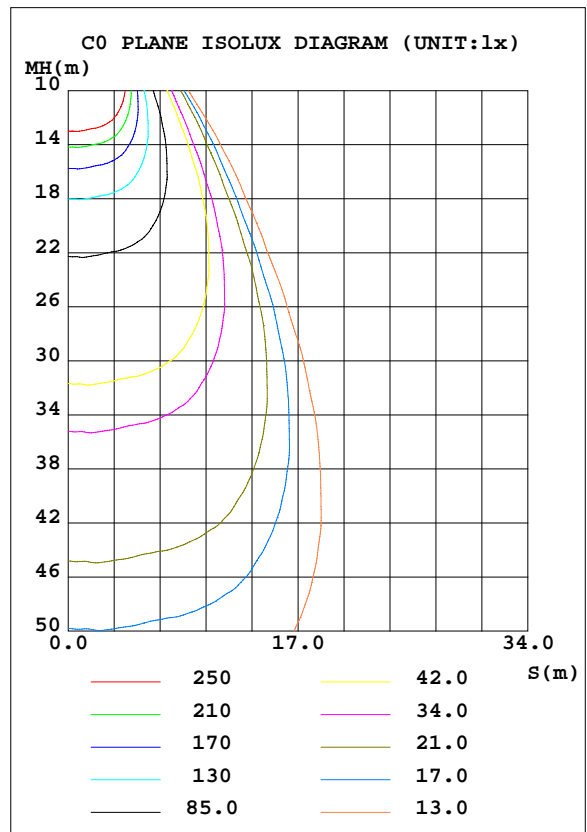
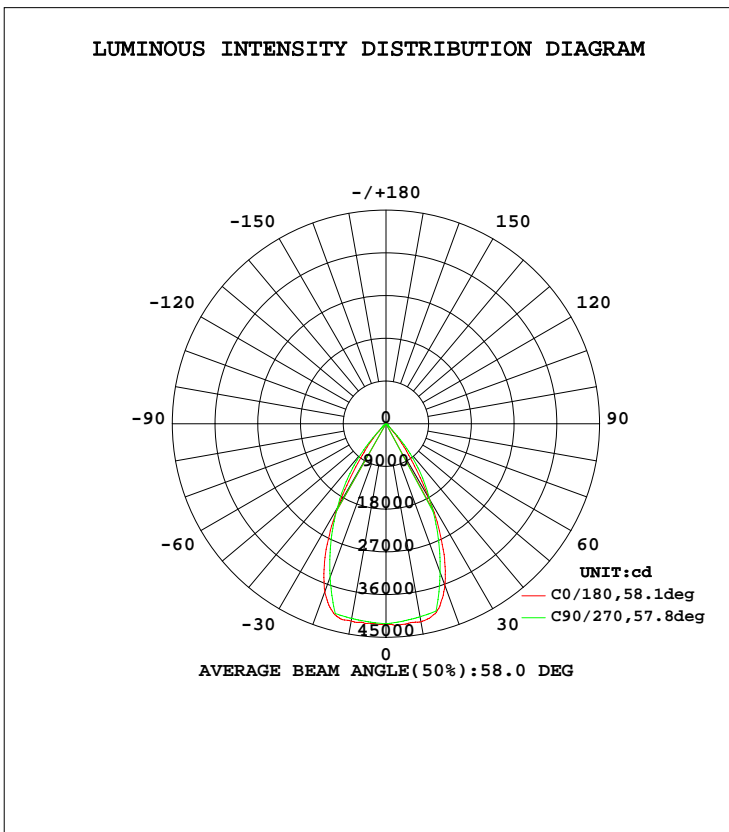


LUMINAIRE PHOTOMETRIC TEST REPORT

Test:U:220.1V I:1.835A P:395.4W PF:0.9780 Lamp Flux:36707.6x1 lm		
NAME: LED FLOOD LIGHT	TYPE:IP65	WEIGHT:5
SPEC.:CREE XTE	DIM.:	SERIAL No.:
MFR.: QINHAN LIGHTING	SUR.:	PROTECTION ANGLE:

DATA OF LAMP		PHOTOMETRIC DATA Eff: 92.84 lm/W			
MODEL	QH-FLTGC-400W	Imax(cd)	42569	S/MH(C0/180)	0.87
NOMINAL POWER(W)	400	LOR(%)	100.0	S/MH(C90/270)	0.90
RATED VOLTAGE(V)	220	TOTAL FLUX(lm)	36708	η UP, DN(C0-180)	0.0, 49.0
NOMINAL FLUX(lm)	36707.6	CIE CLASS	DIRECT	η UP, DN(C180-360)	0.0, 51.0
LAMPS INSIDE	1	η up(%)	0.0	CIBSE SHR NOM	0.75
TEST VOLTAGE(V)	220.2	η down(%)	100.0	CIBSE SHR MAX	0.90



C Range: 0 - 360DEG
 C Interval: 5.0DEG
 Test Speed: HIGH
 Temperature:25.3DEG
 Operators:
 Test Date:2015-03-24

γ Range: 0 - 90DEG
 γ Interval: 0.5DEG
 Test System:EVERFINE GO-2000B_V1 SYSTEM V2.0.287
 Humidity:65.0%
 Test Distance:8.000m [K=1.0000]
 Remarks: 反光杯: 60度
 电源: 明纬 2*HLG-240H-36A

ZONAL FLUX DIAGRAM

ZONAL FLUX DIAGRAM:

γ	C0	C45	C90	C135	C180	C225	C270	C315	γ	Φ zone	Φ total	lum, lamp
5	4242	4209	4172	4183	4220	4202	4190	4219	0- 5	1007	1007	2.74,2.74
10	4235	4110	4129	4111	4221	4163	4165	4127	5- 10	2989	3997	10.9,10.9
15	4110	3934	4086	3958	4164	4051	4139	3972	10- 15	4864	8861	24.1,24.1
20	3623	3573	3337	3639	3765	3798	3445	3648	15- 20	6269	15130	41.2,41.2
25	2807	2716	2589	2805	3021	2966	2750	2805	20- 25	6598	21727	59.2,59.2
30	1829	1789	1840	1901	2040	2044	2056	1881	25- 30	5841	27569	75.1,75.1
35	951.5	992.7	1266	1083	1112	1185	1420	1066	30- 35	4321	31890	86.9,86.9
40	437.5	434.2	691.2	481.0	535.4	545.8	784.9	475.8	35- 40	2723	34613	94.3,94.3
45	120.1	211.5	116.7	240.6	174.3	277.5	149.6	237.4	40- 45	1351	35965	98,98
50	30.66	81.78	81.67	92.48	33.60	105.6	103.6	88.25	45- 50	408.2	36373	99.1,99.1
55	17.53	17.80	46.61	19.69	19.03	20.09	57.70	19.25	50- 55	158.7	36531	99.5,99.5
60	9.929	11.45	11.54	12.59	10.59	12.87	11.75	12.33	55- 60	84.84	36616	99.8,99.8
65	5.564	6.443	8.298	6.982	6.051	7.147	8.419	6.907	60- 65	43.26	36660	99.9,99.9
70	3.058	3.399	5.056	3.626	3.348	3.681	5.090	3.586	65- 70	26.38	36686	99.9,99.9
75	1.438	1.928	1.814	2.104	1.647	2.041	1.760	1.954	70- 75	14.73	36701	100,100
80	0.5246	0.6335	0	0.7316	0.6426	0.6015	0	0.5457	75- 80	5.789	36706	100,100
85	0.1315	0	0	0	0.1955	0	0	0	80- 85	1.068	36708	100,100
90	0.0693	0	0	0	0.0822	0	0	0	85- 90	0.1204	36708	100,100
95									90- 95			
100									95-100			
105									100-105			
110									105-110			
115									110-115			
120									115-120			
125									120-125			
130									125-130			
135									130-135			
140									135-140			
145									140-145			
150									145-150			
155									150-155			
160									155-160			
165									160-165			
170									165-170			
175									170-175			
180									175-180			
DEG	LUMINOUS INTENSITY:×10cd								UNIT:lm			

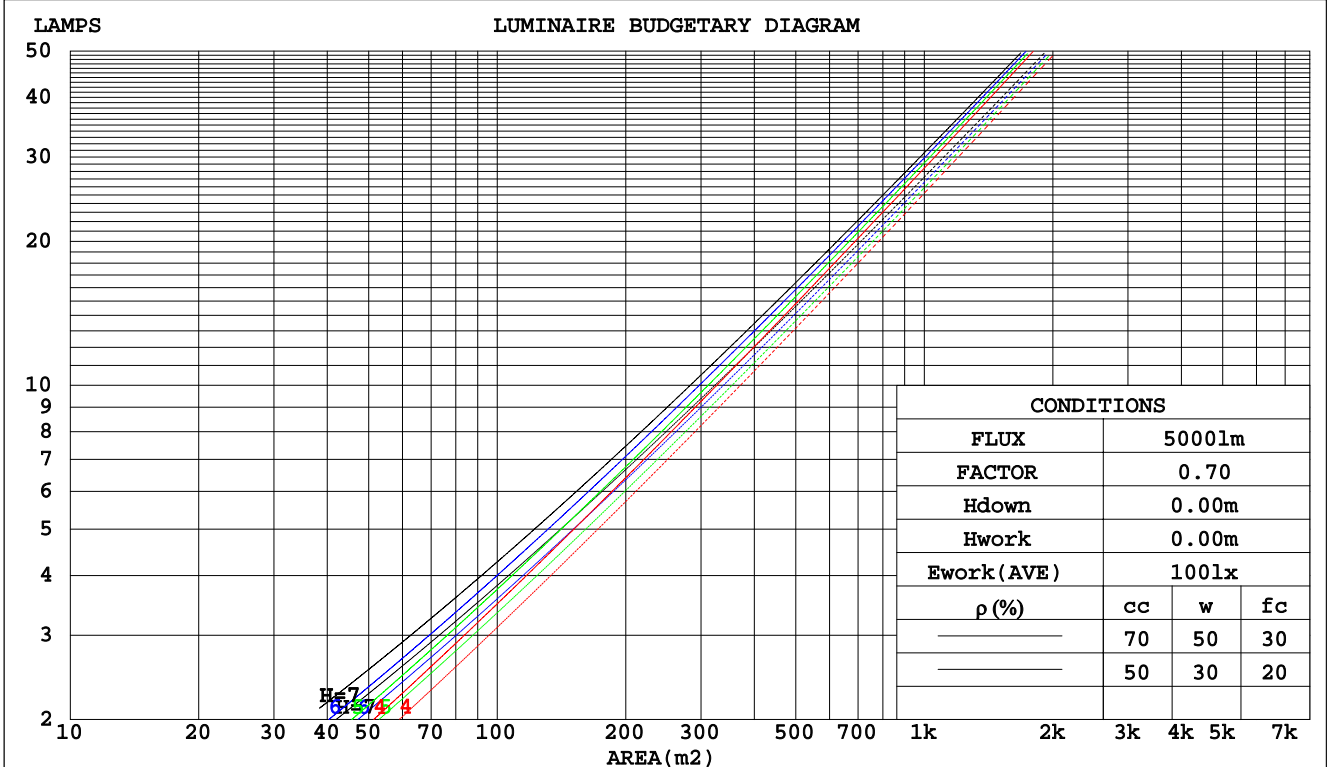
C Range: 0 - 360DEG
 C Interval: 5.0DEG
 Test Speed: HIGH
 Temperature:25.3DEG
 Operators:
 Test Date:2015-03-24

γ Range: 0 - 90DEG
 γ Interval: 0.5DEG
 Test System:EVERFINE GO-2000B_V1 SYSTEM V2.0.287
 Humidity:65.0%
 Test Distance:8.000m [K=1.0000]
 Remarks: 反光杯: 60度
 电源: 明纬 2*HLG-240H-36A

CU AND LUMINAIRE BUDGETARY ESTIMATE DIAGRAM

Test:U:220.1V I:1.835A P:395.4W PF:0.9780 Lamp Flux:36707.6x1 lm		
NAME: LED FLOOD LIGHT	TYPE:IP65	WEIGHT:5
SPEC.:CREE XTE	DIM.:	SERIAL No.:
MFR.: QINHAN LIGHTING	SUR.:	PROTECTION ANGLE:

pcc	80%			70%			50%			30%			10%			0
pw	50%	30%	10%	50%	30%	10%	50%	30%	10%	50%	30%	10%	50%	30%	10%	0
pfc	20%			20%			20%			20%			20%			0
RCR	RCR:Room Cavity Ratio															
	Coefficients of Utilization(CU)															
0.0	1.19	1.19	1.19	1.16	1.16	1.16	1.11	1.11	1.11	1.06	1.06	1.06	1.02	1.02	1.02	1.00
1.0	1.11	1.09	1.06	1.09	1.07	1.05	1.05	1.03	1.01	1.01	.00	.98	.98	.97	.96	.94
2.0	1.04	.00	.96	1.02	.98	.95	.99	.96	.93	.96	.93	.91	.93	.91	.89	.88
3.0	.97	.92	.88	.95	.91	.87	.93	.89	.86	.90	.87	.85	.88	.86	.83	.82
4.0	.91	.85	.81	.90	.85	.81	.87	.83	.80	.85	.82	.79	.84	.81	.78	.77
5.0	.85	.79	.75	.84	.79	.75	.82	.78	.74	.81	.77	.74	.79	.76	.73	.72
6.0	.80	.74	.70	.79	.74	.70	.78	.73	.69	.76	.72	.69	.75	.71	.68	.67
7.0	.75	.70	.66	.75	.69	.65	.74	.69	.65	.72	.68	.65	.71	.67	.64	.63
8.0	.71	.65	.61	.71	.65	.61	.70	.65	.61	.69	.64	.61	.68	.64	.61	.59
9.0	.67	.62	.58	.67	.61	.58	.66	.61	.57	.65	.61	.57	.64	.60	.57	.56
10.0	.64	.58	.54	.63	.58	.54	.63	.58	.54	.62	.57	.54	.61	.57	.54	.53



C Range: 0 - 360DEG
 C Interval: 5.0DEG
 Test Speed: HIGH
 Temperature:25.3DEG
 Operators:
 Test Date:2015-03-24

γ Range: 0 - 90DEG
 γ Interval: 0.5DEG
 Test System:EVERFINE GO-2000B_V1 SYSTEM V2.0.287
 Humidity:65.0%
 Test Distance:8.000m [K=1.0000]
 Remarks: 反光杯: 60度
 电源: 明纬 2*HLG-240H-36A

WEC AND CCEC

Test:U:220.1V I:1.835A P:395.4W PF:0.9780 Lamp Flux:36707.6x1 lm		
NAME: LED FLOOD LIGHT	TYPE:IP65	WEIGHT:5
SPEC.:CREE XTE	DIM.:	SERIAL No.:
MFR.: QINHAN LIGHTING	SUR.:	PROTECTION ANGLE:

ρcc	80%			70%			50%			30%			10%			0
ρw	50%	30%	10%	50%	30%	10%	50%	30%	10%	50%	30%	10%	50%	30%	10%	0
ρfc	20%			20%			20%			20%			20%			0
RCR	RCR:Room Cavity Ratio						Wall Exitance Coefficients(WEC)									
0.0																
1.0	.173	.099	.031	.167	.095	.030	.154	.088	.028	.143	.082	.026	.132	.076	.025	
2.0	.166	.091	.028	.160	.088	.027	.150	.083	.026	.140	.079	.025	.131	.074	.023	
3.0	.158	.084	.025	.153	.082	.025	.144	.078	.024	.136	.075	.023	.128	.071	.022	
4.0	.151	.078	.023	.147	.077	.023	.139	.074	.022	.132	.071	.021	.125	.068	.021	
5.0	.144	.073	.021	.140	.072	.021	.134	.070	.020	.127	.067	.020	.121	.065	.019	
6.0	.138	.069	.020	.134	.068	.020	.129	.066	.019	.123	.064	.019	.118	.062	.018	
7.0	.132	.065	.018	.129	.064	.018	.124	.063	.018	.119	.061	.018	.114	.059	.017	
8.0	.126	.062	.017	.124	.061	.017	.119	.059	.017	.115	.058	.017	.110	.057	.017	
9.0	.121	.059	.016	.119	.058	.016	.115	.057	.016	.111	.055	.016	.107	.054	.016	
10.0	.116	.056	.015	.114	.055	.015	.111	.054	.015	.107	.053	.015	.104	.052	.015	

ρcc	80%			70%			50%			30%			10%			0
ρw	50%	30%	10%	50%	30%	10%	50%	30%	10%	50%	30%	10%	50%	30%	10%	0
ρfc	20%			20%			20%			20%			20%			0
RCR	RCR:Room Cavity Ratio						Ceiling Cavity Exitance Coefficients(CCEC)									
0.0	.190	.190	.190	.163	.163	.163	.111	.111	.111	.064	.064	.064	.020	.020	.020	
1.0	.171	.157	.145	.146	.135	.125	.100	.093	.086	.058	.054	.050	.018	.017	.016	
2.0	.155	.133	.113	.133	.114	.098	.091	.079	.068	.053	.046	.040	.017	.015	.013	
3.0	.143	.114	.090	.123	.098	.078	.084	.068	.055	.049	.040	.032	.016	.013	.011	
4.0	.133	.099	.073	.114	.085	.063	.078	.059	.045	.045	.035	.026	.015	.011	.009	
5.0	.124	.087	.060	.106	.075	.052	.073	.053	.037	.042	.031	.022	.014	.010	.007	
6.0	.116	.078	.050	.100	.067	.044	.069	.047	.031	.040	.028	.018	.013	.009	.006	
7.0	.110	.070	.042	.095	.061	.037	.065	.043	.026	.038	.025	.016	.012	.008	.005	
8.0	.104	.064	.036	.090	.056	.032	.062	.039	.022	.036	.023	.013	.012	.008	.004	
9.0	.099	.059	.031	.086	.051	.027	.059	.036	.019	.035	.021	.012	.011	.007	.004	
10.0	.095	.054	.028	.082	.047	.024	.057	.033	.017	.033	.020	.010	.011	.006	.003	

C Range: 0 - 360DEG
 C Interval: 5.0DEG
 Test Speed: HIGH
 Temperature:25.3DEG
 Operators:
 Test Date:2015-03-24

γ Range: 0 - 90DEG
 γ Interval: 0.5DEG
 Test System:EVERFINE GO-2000B_V1 SYSTEM V2.0.287
 Humidity:65.0%
 Test Distance:8.000m [K=1.0000]
 Remarks: 反光杯: 60度
 电源: 明纬 2*HLG-240H-36A

UGR(Unified Glare Rating) Table

Test:U:220.1V I:1.835A P:395.4W PF:0.9780 Lamp Flux:36707.6x1 lm										
NAME: LED FLOOD LIGHT					TYPE:IP65			WEIGHT:5		
SPEC.:CREE XTE					DIM.:			SERIAL No.:		
MFR.: QINHAN LIGHTING					SUR.:			PROTECTION ANGLE:		
ceiling/cavity	0.7	0.7	0.5	0.5	0.3	0.7	0.7	0.5	0.5	0.3
walls	0.5	0.3	0.5	0.3	0.3	0.5	0.3	0.5	0.3	0.3
working plane	0.2	0.2	0.2	0.2	0.2	0.2	0.2	0.2	0.2	0.2
Room dimensions	Viewed crosswise					Viewed endwise				
x = 2H y = 2H	26.8	27.8	27.1	27.9	28.1	28.5	29.5	28.7	29.6	29.8
3H	26.7	27.5	26.9	27.7	27.9	28.4	29.2	28.6	29.4	29.6
4H	26.6	27.4	26.9	27.6	27.8	28.3	29.1	28.6	29.3	29.5
6H	26.5	27.3	26.8	27.5	27.7	28.2	28.9	28.5	29.2	29.4
8H	26.5	27.2	26.8	27.4	27.7	28.1	28.9	28.4	29.1	29.4
12H	26.4	27.1	26.7	27.4	27.7	28.1	28.8	28.4	29.1	29.3
4H 2H	26.6	27.4	26.9	27.6	27.8	28.3	29.1	28.5	29.3	29.5
3H	26.4	27.1	26.7	27.4	27.7	28.1	28.8	28.4	29.1	29.3
4H	26.3	27.0	26.7	27.3	27.6	28.0	28.6	28.4	28.9	29.2
6H	26.2	26.8	26.6	27.1	27.5	27.9	28.5	28.3	28.8	29.1
8H	26.2	26.7	26.6	27.0	27.4	27.9	28.4	28.3	28.7	29.1
12H	26.1	26.6	26.5	27.0	27.4	27.8	28.3	28.2	28.6	29.0
8H 4H	26.2	26.7	26.6	27.0	27.4	27.9	28.4	28.3	28.7	29.1
6H	26.1	26.5	26.5	26.9	27.3	27.8	28.2	28.2	28.6	29.0
8H	26.0	26.4	26.5	26.8	27.3	27.7	28.1	28.2	28.5	28.9
12H	26.0	26.3	26.4	26.7	27.2	27.6	28.0	28.1	28.4	28.9
12H 4H	26.1	26.6	26.5	27.0	27.4	27.8	28.3	28.2	28.6	29.0
6H	26.0	26.4	26.5	26.8	27.3	27.7	28.1	28.2	28.5	28.9
8H	26.0	26.3	26.4	26.7	27.2	27.6	28.0	28.1	28.4	28.9
Variations with the observer position at spacings:										
S = 1.0H	+ 3.7 / -14.9					+ 3.6 / -14.7				
1.5H	+ 6.3 / -12.4					+ 6.3 / -13.5				
2.0H	+ 7.6 / - 6.3					+ 6.0 / - 7.3				

CIE Pub.117 Corrected 36708 lm Total Lamp Luminous Flux.(8log(F/F0) = 12.5)

C Range: 0 - 360DEG
 C Interval: 5.0DEG
 Test Speed: HIGH
 Temperature:25.3DEG
 Operators:
 Test Date:2015-03-24

γ Range: 0 - 90DEG
 γ Interval: 0.5DEG
 Test System:EVERFINE GO-2000B_V1 SYSTEM V2.0.287
 Humidity:65.0%
 Test Distance:8.000m [K=1.0000]
 Remarks: 反光杯: 60度
 电源: 明纬 2*HLG-240H-36A

UTILIZATION FACTORS TABLE

Test:U:220.1V I:1.835A P:395.4W PF:0.9780 Lamp Flux:36707.6x1 lm		
NAME: LED FLOOD LIGHT	TYPE:IP65	WEIGHT:5
SPEC.:CREE XTE	DIM.:	SERIAL No.:
MFR.: QINHAN LIGHTING	SUR.:	PROTECTION ANGLE:

REFLECTANCE										
Ceiling	0.8	0.8	0.8	0.7	0.7	0.7	0.5	0.5	0.5	0
Walls	0.7	0.5	0.3	0.7	0.5	0.3	0.7	0.5	0.3	0
Working plane	0.2	0.2	0.2	0.2	0.2	0.2	0.2	0.2	0.2	0
ROOM INDEX	UTILIZATION FACTORS(PERCENT) $k(RI) \times RCR = 5$									
k = 0.60	88	82	78	87	82	78	87	81	78	74
0.80	95	90	86	95	89	86	94	89	86	82
1.00	100	94	91	99	94	91	97	94	90	86
1.25	104	99	95	103	98	95	101	97	94	90
1.50	106	102	99	105	101	98	103	100	97	93
2.00	109	105	102	108	104	101	105	102	100	94
2.50	111	107	104	109	106	103	106	103	101	95
3.00	112	109	106	110	107	105	107	105	103	97
4.00	114	111	109	112	110	108	108	107	105	98
5.00	115	113	111	113	111	110	109	108	107	99
ROOM INDEX	UF(total)									Direct
According to DIN EN 13032-2 2004			Suspended				SHRNOM = 1.25			

C Range: 0 - 360DEG
 C Interval: 5.0DEG
 Test Speed: HIGH
 Temperature:25.3DEG
 Operators:
 Test Date:2015-03-24

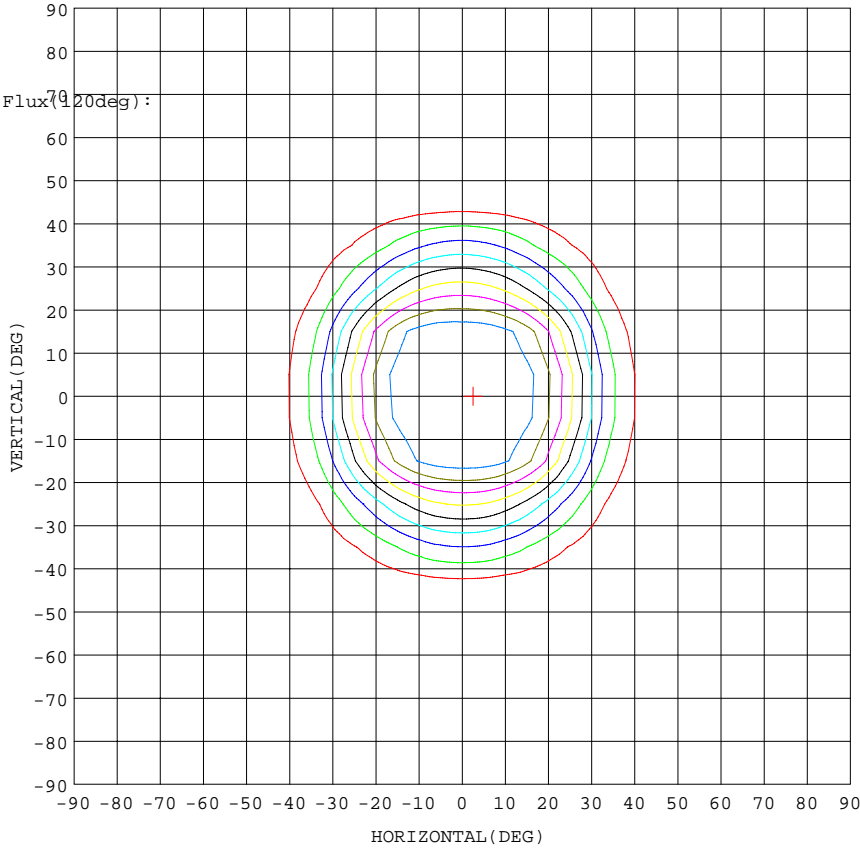
γ Range: 0 - 90DEG
 γ Interval: 0.5DEG
 Test System:EVERFINE GO-2000B_V1 SYSTEM V2.0.287
 Humidity:65.0%
 Test Distance:8.000m [K=1.0000]
 Remarks: 反光杯: 60度
 电源: 明纬 2*HLG-240H-36A

ISOCANDELA DIAGRAM

Test:U:220.1V I:1.835A P:395.4W PF:0.9780 Lamp Flux:36707.6x1 lm		
NAME: LED FLOOD LIGHT	TYPE:IP65	WEIGHT:5
SPEC.:CREE XTE	DIM.:	SERIAL No.:
MFR.: QINHAN LIGHTING	SUR.:	PROTECTION ANGLE:

Conical surface Flux(90deg):
 35965 lm
 %lum = 98.0%
 %lamp = 98.0%

Conical surface Flux(70deg):
 36616 lm
 %lum = 99.8%
 %lamp = 99.8%



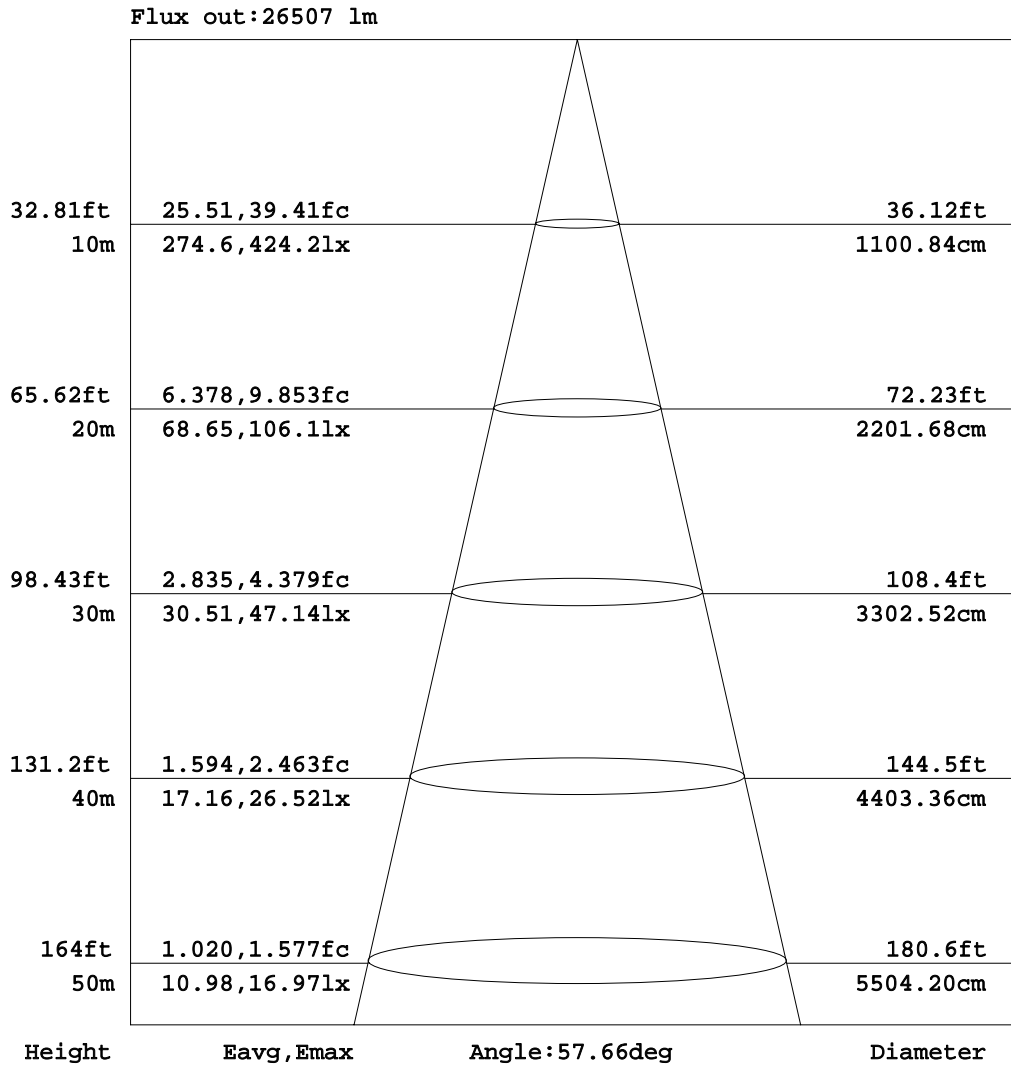
Imax: 42569 (H2.5, V0.0)
 (At: C=0.0, Gamma=3.0)
 UNIT: cd

C Range: 0 - 360DEG
 C Interval: 5.0DEG
 Test Speed: HIGH
 Temperature: 25.3DEG
 Operators:
 Test Date: 2015-03-24

γ Range: 0 - 90DEG
 γ Interval: 0.5DEG
 Test System: EVERFINE GO-2000B_V1 SYSTEM V2.0.287
 Humidity: 65.0%
 Test Distance: 8.000m [K=1.0000]
 Remarks: 反光杯: 60度
 电源: 明纬 2*HLG-240H-36A

AAI Figure

Test:U:220.1V I:1.835A P:395.4W PF:0.9780 Lamp Flux:36707.6x1 lm		
NAME: LED FLOOD LIGHT	TYPE:IP65	WEIGHT:5
SPEC.:CREE XTE	DIM.:	SERIAL No.:
MFR.: QINHAN LIGHTING	SUR.:	PROTECTION ANGLE:



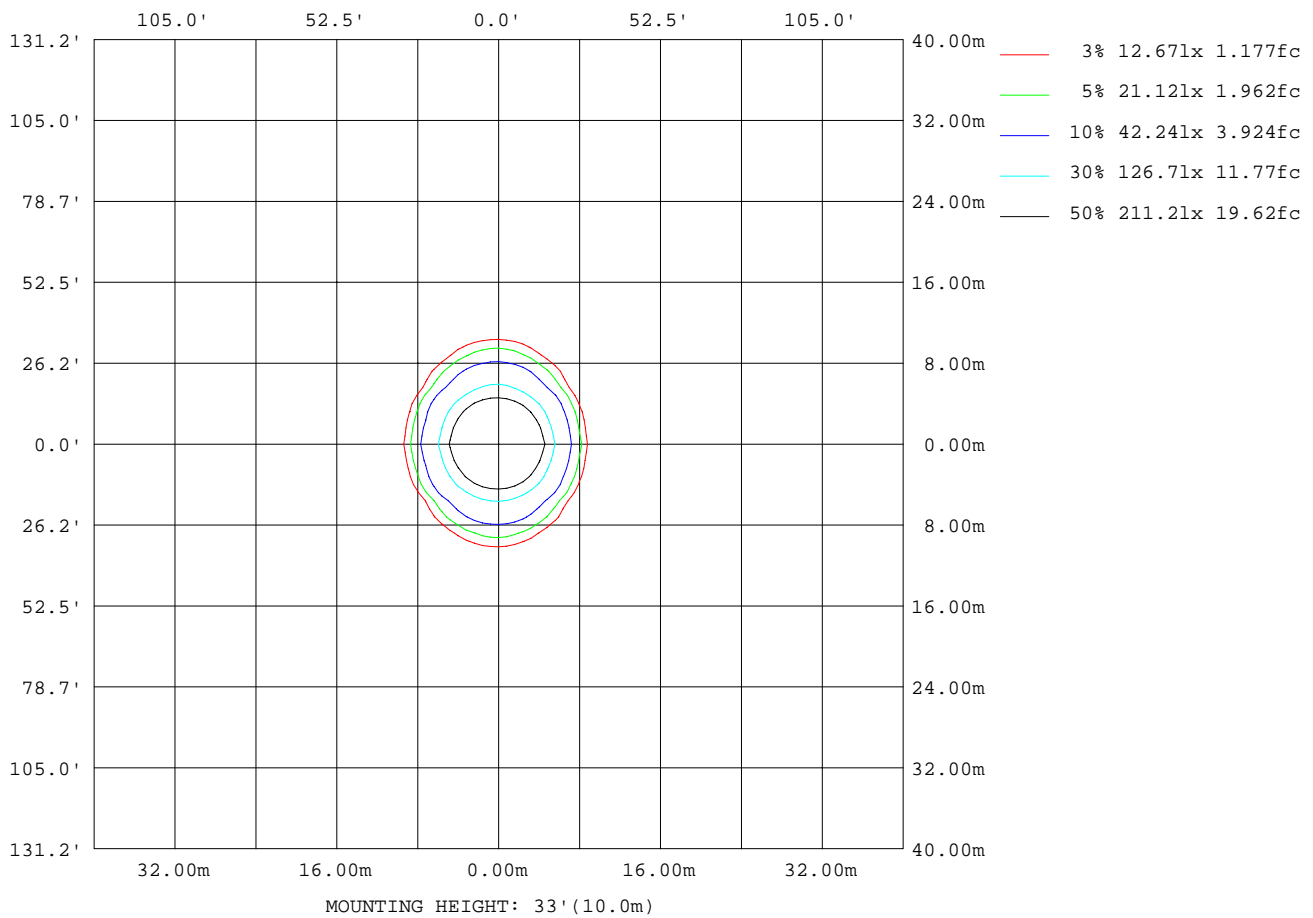
Note:The Curves indicate the illuminated area and the average illumination when the luminaire is at different distance.

C Range: 0 - 360DEG
 C Interval: 5.0DEG
 Test Speed: HIGH
 Temperature:25.3DEG
 Operators:
 Test Date:2015-03-24

γ Range: 0 - 90DEG
 γ Interval: 0.5DEG
 Test System:EVERFINE GO-2000B_V1 SYSTEM V2.0.287
 Humidity:65.0%
 Test Distance:8.000m [K=1.0000]
 Remarks: 反光杯: 60度
 电源: 明纬 2*HLG-240H-36A

ISOLUX DIAGRAM

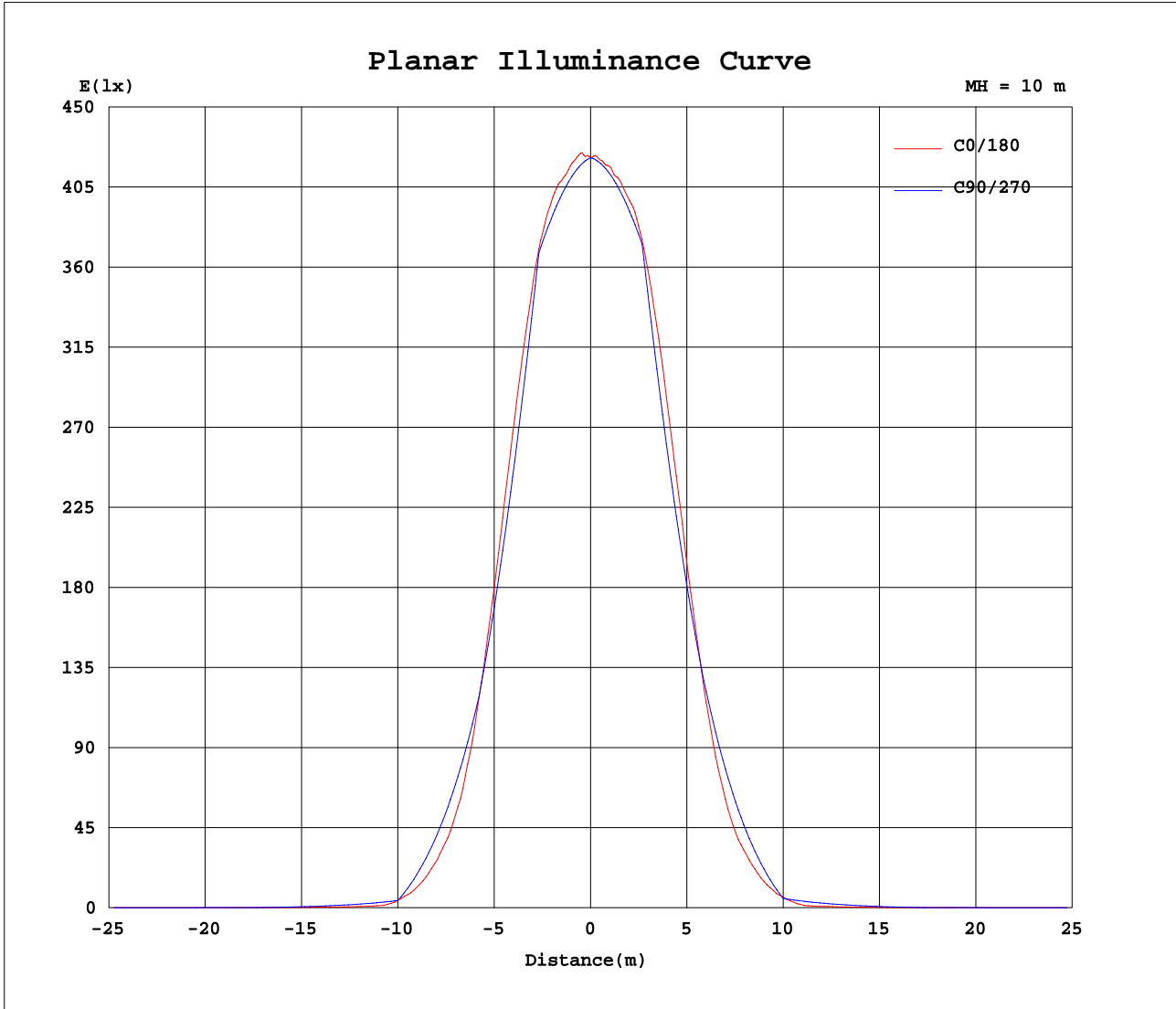
Test:U:220.1V I:1.835A P:395.4W PF:0.9780 Lamp Flux:36707.6x1 lm		
NAME: LED FLOOD LIGHT	TYPE:IP65	WEIGHT:5
SPEC.:CREE XTE	DIM.:	SERIAL No.:
MFR.: QINHAN LIGHTING	SUR.:	PROTECTION ANGLE:



C Range: 0 - 360DEG
 C Interval: 5.0DEG
 Test Speed: HIGH
 Temperature:25.3DEG
 Operators:
 Test Date:2015-03-24

γ Range: 0 - 90DEG
 γ Interval: 0.5DEG
 Test System:EVERFINE GO-2000B_V1 SYSTEM V2.0.287
 Humidity:65.0%
 Test Distance:8.000m [K=1.0000]
 Remarks: 反光杯: 60度
 电源: 明纬 2*HLG-240H-36A

Planar Illuminance Curve



C Range: 0 - 360DEG
 C Interval: 5.0DEG
 Test Speed: HIGH
 Temperature: 25.3DEG
 Operators:
 Test Date: 2015-03-24

γ Range: 0 - 90DEG
 γ Interval: 0.5DEG
 Test System: EVERFINE GO-2000B_V1 SYSTEM V2.0.287
 Humidity: 65.0%
 Test Distance: 8.000m [K=1.0000]
 Remarks: 反光杯: 60度
 电源: 明纬 2*HLG-240H-36A

LUMINOUS DISTRIBUTION INTENSITY DATA

Test:U:220.1V I:1.835A P:395.4W PF:0.9780 Lamp Flux:36707.6x1 lm		
NAME: LED FLOOD LIGHT	TYPE:IP65	WEIGHT:5
SPEC.:CREE XTE	DIM.:	SERIAL No.:
MFR.: QINHAN LIGHTING	SUR.:	PROTECTION ANGLE:

Table--1

UNIT: x10cd

C(DEG) γ (DEG)	0	5	10	15	20	25	30	35	40	45	50	55	60	65	70	75	80	85	90
0	4215	4215	4215	4215	4215	4215	4215	4215	4215	4215	4215	4215	4215	4215	4215	4215	4215	4215	4215
5	4242	4237	4231	4225	4220	4215	4213	4211	4210	4209	4208	4207	4204	4192	4183	4180	4181	4178	4172
10	4235	4212	4191	4172	4155	4139	4124	4117	4112	4110	4115	4120	4125	4130	4137	4141	4131	4134	4129
15	4110	4055	4007	3969	3935	3915	3909	3910	3915	3934	3953	3977	4004	4029	4049	4067	4080	4082	4086
20	3623	3534	3468	3425	3408	3409	3426	3460	3513	3573	3576	3517	3469	3434	3402	3375	3355	3339	3337
25	2807	2698	2627	2597	2590	2610	2687	2762	2747	2716	2680	2656	2632	2611	2600	2597	2593	2589	2589
30	1829	1725	1664	1646	1672	1724	1768	1781	1785	1789	1785	1771	1766	1770	1776	1798	1824	1835	1840
35	952	893	863	863	885	917	952	986	1002	993	972	935	1007	1086	1148	1194	1240	1259	1266
40	438	405	397	407	420	427	432	441	438	434	490	541	582	619	655	664	682	689	691
45	120	103	100	108	132	148	131	118	174	212	242	254	249	229	202	166	136	122	117
50	30.7	29.3	29.5	30.1	30.4	36.2	31.2	32.9	52.8	81.8	79.3	51.5	33.5	35.8	38.3	53.2	61.6	77.6	81.7
55	17.5	16.7	17.1	17.1	17.3	17.5	18.3	19.1	18.9	17.8	19.4	21.0	22.5	23.9	24.8	32.5	35.7	44.5	46.6
60	9.93	9.51	9.73	9.75	9.98	10.3	10.4	9.97	10.7	11.4	12.1	12.7	13.0	13.0	12.6	13.1	12.5	11.9	11.5
65	5.56	5.44	5.49	5.53	5.63	5.66	5.73	6.03	6.36	6.44	6.25	5.94	6.39	6.80	7.18	7.54	7.91	8.16	8.30
70	3.06	3.01	3.02	3.04	3.04	3.10	3.21	3.23	3.13	3.40	3.65	3.88	4.14	4.33	4.53	4.68	4.87	4.98	5.06
75	1.44	1.40	1.42	1.40	1.46	1.46	1.51	1.70	1.84	1.93	1.98	2.00	2.01	1.98	1.94	1.89	1.84	1.81	1.81
80	0.52	0.51	0.49	0.52	0.57	0.68	0.76	0.77	0.72	0.63	0.55	0.46	0.36	0.27	0.19	0.11	0.05	0.01	0.00
85	0.13	0.12	0.17	0.28	0.28	0.13	0.00	0.00	0.00	0.00	0.00	0.00	0.00	0.00	0.00	0.00	0.00	0.00	0.00
90	0.07	0.00	0.00	0.00	0.00	0.00	0.00	0.00	0.00	0.00	0.00	0.00	0.00	0.00	0.00	0.00	0.00	0.00	0.00

C Range: 0 - 360DEG
 C Interval: 5.0DEG
 Test Speed: HIGH
 Temperature:25.3DEG
 Operators:
 Test Date:2015-03-24

γ Range: 0 - 90DEG
 γ Interval: 0.5DEG
 Test System:EVERFINE GO-2000B_V1 SYSTEM V2.0.287
 Humidity:65.0%
 Test Distance:8.000m [K=1.0000]
 Remarks: 反光杯: 60度
 电源: 明纬 2*HLG-240H-36A

LUMINOUS DISTRIBUTION INTENSITY DATA

Test:U:220.1V I:1.835A P:395.4W PF:0.9780 Lamp Flux:36707.6x1 lm		
NAME: LED FLOOD LIGHT	TYPE:IP65	WEIGHT:5
SPEC.:CREE XTE	DIM.:	SERIAL No.:
MFR.: QINHAN LIGHTING	SUR.:	PROTECTION ANGLE:

Table--2

UNIT: x10cd

C(DEG) γ (DEG)	95	100	105	110	115	120	125	130	135	140	145	150	155	160	165	170	175	180	185
0	4215	4215	4215	4215	4215	4215	4215	4215	4215	4215	4215	4215	4215	4215	4215	4215	4215	4215	4215
5	4173	4177	4181	4183	4181	4179	4178	4180	4183	4184	4185	4188	4191	4197	4203	4209	4215	4220	4217
10	4129	4131	4125	4123	4118	4116	4119	4116	4111	4114	4123	4132	4142	4153	4167	4183	4202	4221	4209
15	4081	4073	4066	4050	4037	4012	3993	3976	3958	3954	3953	3957	3968	3990	4023	4062	4109	4164	4124
20	3342	3357	3380	3420	3456	3508	3571	3632	3639	3588	3549	3521	3512	3522	3556	3607	3676	3765	3695
25	2594	2603	2618	2635	2654	2687	2720	2760	2805	2860	2922	2831	2784	2765	2775	2821	2904	3021	2927
30	1843	1838	1840	1821	1823	1835	1850	1873	1901	1920	1937	1954	1907	1865	1844	1872	1934	2040	1955
35	1266	1254	1234	1192	1139	1072	1003	1035	1083	1108	1113	1096	1078	1041	1012	1012	1044	1112	1056
40	694	698	686	681	659	626	578	536	481	493	513	509	502	506	494	486	497	535	505
45	126	147	171	216	245	269	279	268	241	197	145	165	186	183	157	140	149	174	155
50	79.8	69.7	54.4	48.1	38.3	36.3	56.7	88.1	92.5	72.5	36.7	33.5	45.8	33.6	33.5	32.6	32.3	33.6	32.6
55	45.7	40.1	33.7	27.3	25.6	24.5	23.0	21.4	19.7	20.9	20.6	19.8	19.0	18.7	18.7	18.8	18.4	19.0	18.6
60	12.2	13.1	13.9	13.5	14.0	14.1	13.9	13.4	12.6	11.6	10.8	11.1	10.9	10.4	10.4	10.6	10.3	10.6	10.5
65	8.34	8.25	8.00	7.65	7.29	6.83	6.41	6.75	6.98	6.86	6.45	6.07	6.00	5.90	5.84	5.84	5.89	6.05	6.00
70	5.09	5.07	4.97	4.83	4.67	4.45	4.19	3.92	3.63	3.31	3.44	3.42	3.29	3.21	3.19	3.19	3.27	3.35	3.37
75	1.84	1.91	1.99	2.08	2.15	2.18	2.18	2.16	2.10	2.00	1.85	1.66	1.59	1.59	1.53	1.54	1.60	1.65	1.68
80	0.01	0.05	0.12	0.20	0.30	0.40	0.51	0.62	0.73	0.85	0.92	0.91	0.82	0.67	0.60	0.57	0.59	0.64	0.63
85	0.00	0.00	0.00	0.00	0.00	0.00	0.00	0.00	0.00	0.00	0.00	0.00	0.19	0.44	0.45	0.27	0.16	0.20	0.17
90	0.00	0.00	0.00	0.00	0.00	0.00	0.00	0.00	0.00	0.00	0.00	0.00	0.00	0.00	0.00	0.00	0.00	0.08	0.00

C Range: 0 - 360DEG
 C Interval: 5.0DEG
 Test Speed: HIGH
 Temperature:25.3DEG
 Operators:
 Test Date:2015-03-24

γ Range: 0 - 90DEG
 γ Interval: 0.5DEG
 Test System:EVERFINE GO-2000B_V1 SYSTEM V2.0.287
 Humidity:65.0%
 Test Distance:8.000m [K=1.0000]
 Remarks: 反光杯: 60度
 电源: 明纬 2*HLG-240H-36A

LUMINOUS DISTRIBUTION INTENSITY DATA

Test:U:220.1V I:1.835A P:395.4W PF:0.9780 Lamp Flux:36707.6x1 lm		
NAME: LED FLOOD LIGHT	TYPE:IP65	WEIGHT:5
SPEC.:CREE XTE	DIM.:	SERIAL No.:
MFR.: QINHAN LIGHTING	SUR.:	PROTECTION ANGLE:

Table--3

UNIT: x10cd

C(DEG) γ (DEG)	190	195	200	205	210	215	220	225	230	235	240	245	250	255	260	265	270	275	280
0	4215	4215	4215	4215	4215	4215	4215	4215	4215	4215	4215	4215	4215	4215	4215	4215	4215	4215	4215
5	4214	4211	4207	4204	4202	4201	4201	4202	4200	4200	4201	4203	4203	4201	4195	4191	4190	4195	4197
10	4198	4188	4181	4176	4172	4168	4163	4163	4171	4175	4169	4169	4172	4175	4174	4167	4165	4167	4165
15	4091	4066	4047	4038	4038	4039	4040	4051	4069	4089	4111	4134	4137	4143	4151	4141	4139	4133	4126
20	3644	3612	3598	3608	3636	3680	3732	3798	3789	3709	3646	3591	3552	3509	3480	3458	3445	3442	3449
25	2868	2848	2861	2905	2982	3081	3015	2966	2929	2887	2855	2824	2801	2787	2772	2762	2750	2740	2732
30	1916	1918	1955	2031	2090	2078	2059	2044	2012	2007	1998	2009	2021	2039	2050	2060	2056	2035	2008
35	1039	1059	1116	1166	1191	1208	1207	1185	1148	1128	1215	1282	1355	1390	1410	1421	1420	1403	1375
40	501	524	552	549	559	569	557	546	604	652	701	753	774	788	787	787	785	775	763
45	153	180	201	201	188	181	230	277	303	311	301	287	245	214	176	154	150	150	169
50	33.3	34.4	39.9	50.8	34.8	49.9	85.7	106	98.6	60.4	37.0	40.3	57.3	73.5	87.2	97.3	104	94.5	83.5
55	19.3	19.3	19.4	19.7	20.5	21.3	24.2	20.1	21.6	23.3	24.9	26.1	36.0	41.9	49.7	54.4	57.7	53.0	47.7
60	10.9	10.8	10.9	11.4	11.6	11.1	12.0	12.9	13.5	14.0	14.3	14.0	15.4	14.7	13.8	12.4	11.7	12.4	13.8
65	6.05	6.14	6.25	6.31	6.36	6.77	7.06	7.15	6.81	6.38	6.83	7.20	7.59	7.93	8.17	8.33	8.42	8.40	8.29
70	3.35	3.40	3.42	3.51	3.64	3.63	3.45	3.68	3.92	4.17	4.37	4.58	4.73	4.89	4.98	5.05	5.09	5.09	5.05
75	1.67	1.68	1.73	1.73	1.76	1.90	1.98	2.04	2.09	2.09	2.07	2.04	1.97	1.89	1.82	1.78	1.76	1.79	1.83
80	0.64	0.66	0.67	0.74	0.77	0.75	0.67	0.60	0.53	0.45	0.36	0.27	0.19	0.11	0.05	0.01	0.00	0.01	0.05
85	0.18	0.19	0.16	0.09	0.00	0.00	0.00	0.00	0.00	0.00	0.00	0.00	0.00	0.00	0.00	0.00	0.00	0.00	0.00
90	0.00	0.00	0.00	0.00	0.00	0.00	0.00	0.00	0.00	0.00	0.00	0.00	0.00	0.00	0.00	0.00	0.00	0.00	0.00

C Range: 0 - 360DEG
 C Interval: 5.0DEG
 Test Speed: HIGH
 Temperature:25.3DEG
 Operators:
 Test Date:2015-03-24

γ Range: 0 - 90DEG
 γ Interval: 0.5DEG
 Test System:EVERFINE GO-2000B_V1 SYSTEM V2.0.287
 Humidity:65.0%
 Test Distance:8.000m [K=1.0000]
 Remarks: 反光杯: 60度
 电源: 明纬 2*HLG-240H-36A

LUMINOUS DISTRIBUTION INTENSITY DATA

Test:U:220.1V I:1.835A P:395.4W PF:0.9780 Lamp Flux:36707.6x1 lm		
NAME: LED FLOOD LIGHT	TYPE:IP65	WEIGHT:5
SPEC.:CREE XTE	DIM.:	SERIAL No.:
MFR.: QINHAN LIGHTING	SUR.:	PROTECTION ANGLE:

Table--4

UNIT: x10cd

C(DEG) γ (DEG)	285	290	295	300	305	310	315	320	325	330	335	340	345	350	355				
0	4215	4215	4215	4215	4215	4215	4215	4215	4215	4215	4215	4215	4215	4215	4215				
5	4196	4199	4207	4217	4220	4220	4219	4219	4220	4221	4222	4225	4229	4233	4238				
10	4171	4166	4158	4148	4145	4137	4127	4127	4131	4138	4151	4165	4180	4197	4215				
15	4111	4087	4068	4035	4011	3990	3972	3958	3950	3943	3948	3962	3990	4022	4062				
20	3458	3477	3503	3539	3590	3646	3648	3586	3530	3486	3461	3452	3465	3496	3548				
25	2725	2721	2723	2733	2753	2774	2805	2842	2870	2771	2701	2652	2642	2659	2714				
30	1974	1936	1897	1884	1870	1877	1881	1888	1871	1856	1797	1725	1683	1691	1738				
35	1334	1270	1196	1101	1019	1043	1066	1066	1044	1008	974	926	883	876	898				
40	752	718	684	638	589	538	476	474	473	458	447	438	419	404	409				
45	196	229	251	274	280	265	237	188	138	144	156	141	117	106	105				
50	62.8	52.8	38.6	36.2	56.3	86.5	88.2	65.7	34.7	32.9	38.9	31.3	31.0	30.0	29.6				
55	36.3	30.7	25.7	24.4	22.7	20.9	19.2	20.1	20.2	19.3	18.3	17.9	17.5	17.4	16.9				
60	14.3	13.7	14.0	14.0	13.7	13.1	12.3	11.4	10.5	10.8	10.6	10.2	9.95	9.84	9.57				
65	8.06	7.66	7.31	6.81	6.40	6.71	6.91	6.72	6.34	5.96	5.87	5.77	5.62	5.55	5.47				
70	4.95	4.78	4.62	4.36	4.14	3.88	3.59	3.31	3.41	3.37	3.22	3.14	3.09	3.05	3.02				
75	1.90	1.97	2.03	2.04	2.03	2.01	1.95	1.87	1.75	1.59	1.54	1.52	1.45	1.44	1.40				
80	0.11	0.19	0.27	0.35	0.43	0.49	0.55	0.60	0.67	0.68	0.64	0.57	0.55	0.51	0.51				
85	0.00	0.00	0.00	0.00	0.00	0.00	0.00	0.00	0.00	0.00	0.07	0.13	0.15	0.14	0.12				
90	0.00	0.00	0.00	0.00	0.00	0.00	0.00	0.00	0.00	0.00	0.00	0.00	0.00	0.00	0.00				

C Range: 0 - 360DEG
 C Interval: 5.0DEG
 Test Speed: HIGH
 Temperature:25.3DEG
 Operators:
 Test Date:2015-03-24

γ Range: 0 - 90DEG
 γ Interval: 0.5DEG
 Test System:EVERFINE GO-2000B_V1 SYSTEM V2.0.287
 Humidity:65.0%
 Test Distance:8.000m [K=1.0000]
 Remarks: 反光杯: 60度
 电源: 明纬 2*HLG-240H-36A