



Output connections



- ① OUTPUT POSITIVE
- ② OUTPUT NEGATIVE



D1-450D
 D1-650D
 D1-800D

INSTALLATION DIMENSION

Contents	Warning.....	1
Important note	Specifications.....	2
Input and output.....		3
Output	Installation dimension.....	4

WARNING NOTICES

SAFEGUARDS

Electrical energy can perform many useful functions, This unit has been engineered and manufactured to assure your personal safety. Improper use can result in potential electrical shock or fire hazards. In order not to defeat the safeguards, observe the following precautions for its installation, use and servicing.

Explanation of Graphical Symbols



CAUTION
RISK OF ELECTRIC SHOCK
DO NOT OPEN



CAUTION
RISK OF ELECTRIC SHOCK:
OPEN ONLY IF QUALIFIED
AS SERVICE PERSONNEL

WARNING: TO PREVENT FIRE OR ELECTRIC SHOCK, DO NOT EXPOSE THIS EQUIPMENT TO RAIN OR MOISTURE

IMPORTANT NOTE

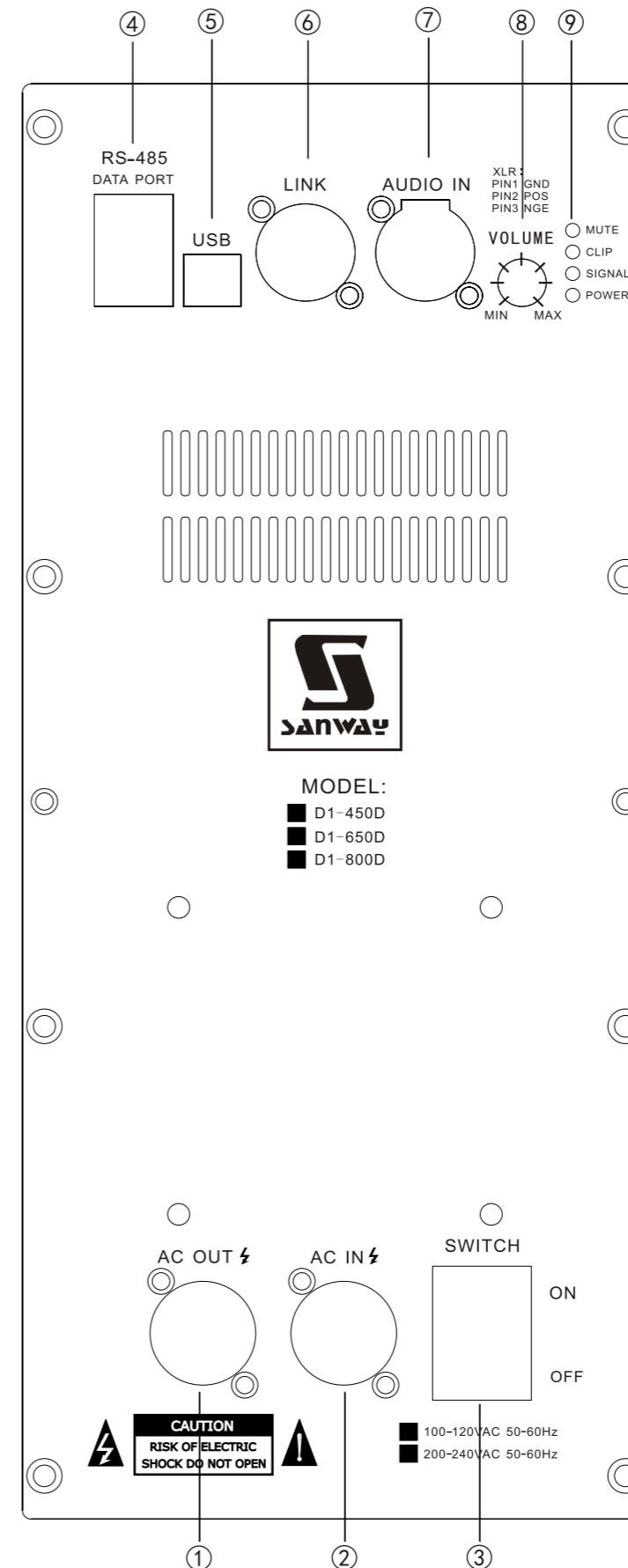
ATTENTION: This unit must be protected from damp because of the risk of fire and the possibility of electric shocks.

1. Make sure that you have the correct mains voltage. Only operate the unit at the mains voltage marked on the rear panel.
2. Make sure that nothing especially no metal objects are inserted into the device. This could result in electric shock or malfunction.
3. If the unit is subjected to extreme fluctuations of temperature e.g. On being transported from outside into a heated room, condensation can form. This unit should not be used until it has reached room temperature.
4. In the event of water or any other fluid being accidentally spilled on the unit switch the unit off immediately and send it to a qualified service workshop for inspection.
5. Make sure that the unit is always well ventilated and never exposed to direct sunlight
6. Do not use sprays to clean the unit as they have a detrimental effect on the unit and could ignite suddenly.
7. The machine use single power switch, please cut off the power before fix.
8. Please do not put the cup, vessel of flower or container above the machine, in case the leak out water then cause the leakage current off the machine.

CLASS-D AMPLIFIER MODULE

SPECIFICATIONS

ITEM	D1-450D	D1-650D	D1-800D
8Ω Power	1×450W	1×650W	1×800W
4Ω Power	1×500W	1×700W	1×850W
Frequency Response	20Hz-20KHz ±1dB		
THD+N 1KHz 1W 8Ω	<0.1%		
Signal to Noise Ratio 1KHz	>100dB		
Channel Separation 1KHz	>80dB		
Class	D		
Protection	Short,DCP,OVP,UV,OC,OTP		
Operating Voltage	90V-135V / 180V-265V		
Input Sensitivity	0.77V		
Input Impedance	20KΩ		
Fuction	HI-PASS,VOLUME		
Dimensions(W×H×D)	332×142×70mm		
Packing Dimension	370×160×100mm		
Net Weight(kg)	1.7		
Gross Weight(kg)	2.7		



1. POWER SUPPLY LINK
2. POWER SUPPLY INPUT
3. POWER SWITCH
4. 485 DATA CONTROL INPUT AND OUTPUT
5. USB DATA CONTROL INPUT
6. AUDIO LINK OUTPUT
7. AUDIO INPUT
8. VOLUME CONTROL
9. LED INDICATORS