

GENERAL FEATURES

- Thick plate with high Tin low Calcium alloy
- High Reliability and Good Quality
- High gas recombination efficiency
- High Power Density
- Long Service Life, in Float or Cyclic

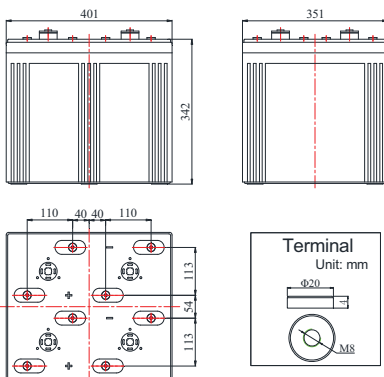
APPLICATIONS

- Solar Systems
- Power station
- Telecom systems
- Cable TV Systems
- UPS & EPS
- Renewable energy system



DIMENSIONS & WEIGHT

Length(mm)	401±1
Width(mm)	351±1
Height(mm)	342±1
Total Height(mm)	378±1
Weight(kg)	98.5±3%



COMPLIED STANDARDS

IEC 60896-21/22	JIS C8704
YD/T799	BS6290 part4
GB/T 19638	UL 1989

TECHNICAL SPECIFICATIONS



Nominal Voltage		2V(1 cells per unit)
Design Floating Life @25°C		15 Years
Nominal Capacity @25°C (10 hour rate@160.0A,1.8V)		1600Ah
Capacity @25°C	20 hour rate (84.8A,1.8V)	1696Ah
	5 hour rate (281.6A,1.75V)	1408Ah
	1 hour rate (1025.6A,1.6V)	1025.6Ah
Internal Resistance	Full Charged Battery@25°C	≤0.22mΩ
Ambient Temperature	Discharge	-20°C~50°C
	Charge	-20°C~50°C
	Storage	-20°C~50°C
Max.Discharge Current@25°C		7000A(5s)
Capacity affected by Temperature (10 hr Capacity)	40°C	105%
	25°C	100%
	0°C	85%
	-15°C	65%
Self-Discharge@25°C per Month		3%
Charge (Constant Voltage) @25°C	Standby Use	Initial Charging Current Less than 240A Voltage 2.23-2.27V
	Cycle Use	Initial Charging Current Less than 240A Voltage 2.33-2.37V

BATTERY DISCHARGE TABEL

Discharge Constant Current per Cell (Amperes at 25°C)

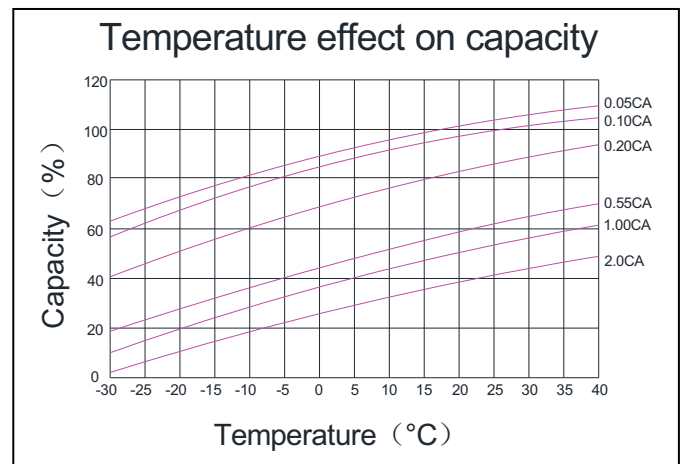
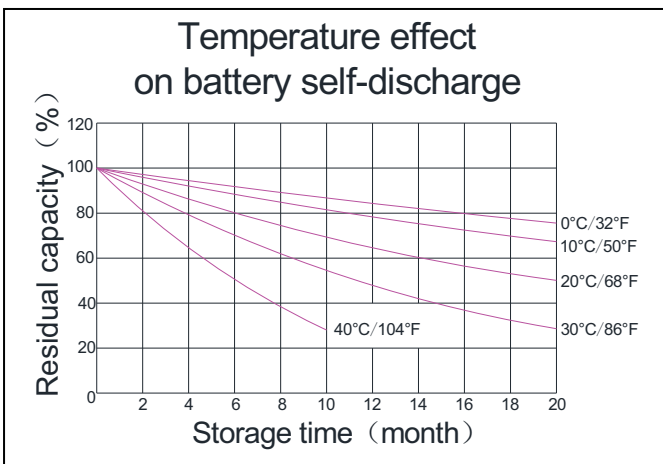
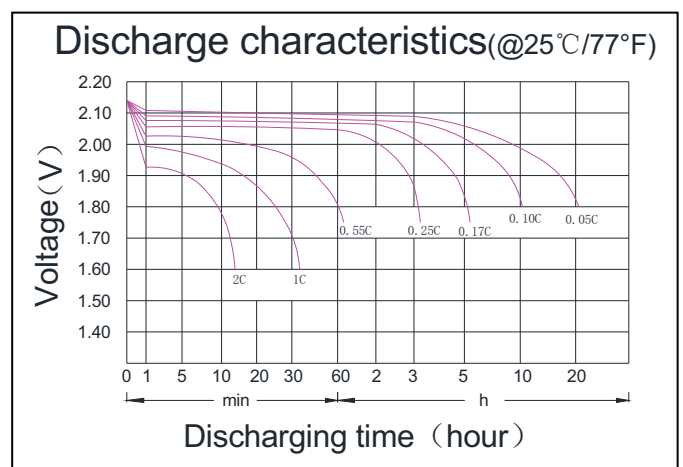
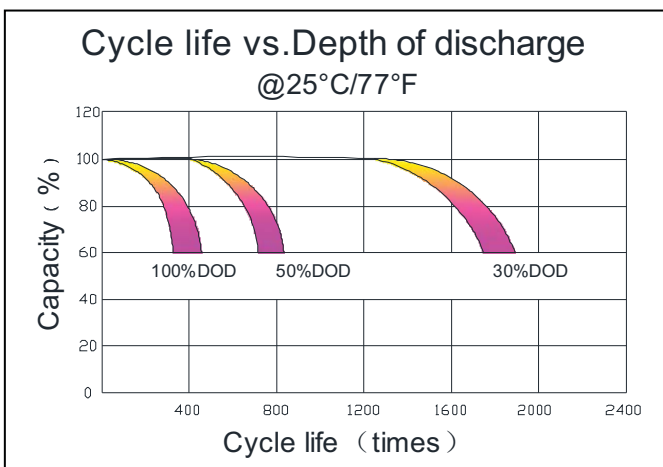
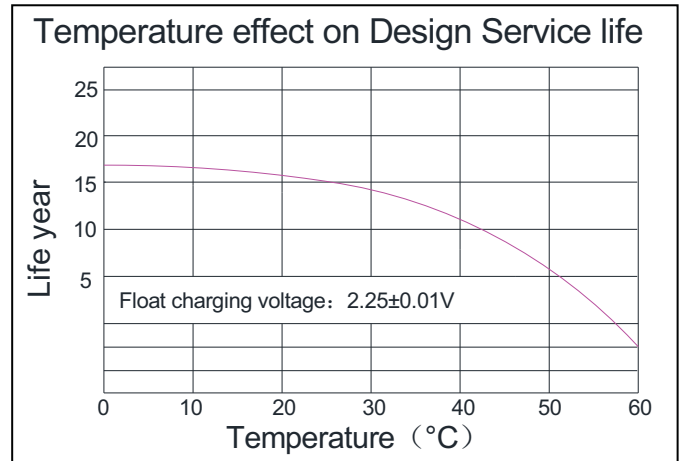
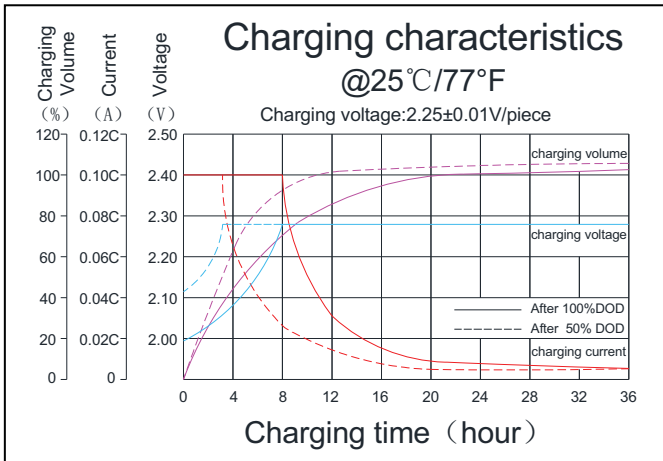
F.V/Time	30min	45min	1h	2h	3h	4h	5h	6h	8h	10h	20h
1.60V	1700.8	1288.0	1025.6	600.0	457.6	355.2	297.6	259.2	208.0	168.0	88.80
1.65V	1611.2	1238.4	992.0	580.8	443.2	347.2	292.8	254.4	206.4	164.8	88.00
1.70V	1564.8	1193.6	964.8	564.8	432.0	339.2	286.4	249.6	203.2	163.2	87.04
1.75V	1496.0	1140.8	929.6	550.4	422.4	331.2	281.6	244.8	201.6	161.6	86.24
1.80V	1441.6	1099.2	897.6	529.6	409.6	323.2	275.2	240.0	195.2	160.0	84.80

Discharge Constant Power per Cell (Watts at 25°C)

F.V/Time	30min	45min	1h	2h	3h	4h	5h	6h	8h	10h	20h
1.60V	3281.6	2446.4	1974.4	1137.6	875.2	681.6	574.4	500.8	409.6	328.0	174.4
1.65V	3134.4	2363.2	1921.6	1107.2	852.8	668.8	564.8	492.8	406.4	324.8	171.2
1.70V	3001.6	2288.0	1856.0	1081.6	833.6	656.0	556.8	486.4	400.0	321.6	169.6
1.75V	2852.8	2196.8	1788.8	1056.0	817.6	641.6	548.8	478.4	390.4	318.4	168.0
1.80V	2732.8	2123.2	1731.2	1020.8	795.2	627.2	537.6	470.4	382.4	316.8	166.4

Note The above data are average values, and can be obtained within 3 charge/discharge cycles. These are not minimum values. Cell and battery designs/specifications are subject to modification without notice. Contact **CBB** for the latest information.

PERFORMANCE CHARACTERISTICS



BATTERY CONSTRUCTION

Component	Positive plate	Negative plate	Container & Cover	Safety valve	Terminal	Separator	Electrolyte	Pillar seal
Features	Thick high Sn low Ca grid with special paste	Balanced Pb-Ca grid for improved recombination efficiency	ABS (UL94-V0 optional)	Flame Si-Rubbeand aging resistanacer	Female Copper Insert M8(torque:1 0~12N.m	Advanced AGM separator for high pressure cell design	Dilute high purity sulphuric acid	Two layers epoxy resin seal

CBB Battery Technology Co.,Ltd.

RM504,55 Hanxing Zhong Road,Zhongcun, Panyu,Guangzhou 511495 China
 Tel: +86-020-84888946 Fax: +86-020-62824569