



OPzV Series-Tubular Gel

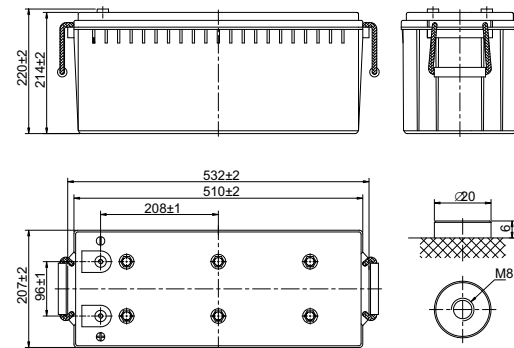
12V 7OPzV140(12V140Ah)

Specifications

Rated Voltage	12V	
Nominal Capacity	140.0Ah	(C ₁₀ , 1.80V/cell)
Dimension	Length	532mm(20.95in.)
	Width	207mm(8.15in.)
	Container Height	214mm(8.43in.)
	Total Height	Total Height 220mm(8.66in.)
Approx Weight	54.0Kg (119.1 lbs)	
Terminal	M8	
Container Material	ABS	
Rated Capacity (25°C)	140.0 Ah	(10hr, 14.0A, 1.80V/cell)
	123.0 Ah	(5hr, 24.6A, 1.75V/cell)
	105.9 Ah	(3hr, 35.3A, 1.75V/cell)
	83.0 Ah	(1hr, 83.0A, 1.67V/cell)
Max. Discharge Current (5s)	1120A	
Internal Resistance(25°C)	Approx.5.1mΩ	
Operating Temp.Range	Discharge	-20C~55C°(-4F~131F) °
	Charge	0C~40C°(32F~104F) °
	Storage	-20C~50C°(-4F~122F) °
Nominal Operating Temp. Range	25±3C° (77±5F)	
Max.Charging Current(25C)°	35.0A	
Charge voltage(25C)	Float	13.5V
	Temp. Coefficient	-3mV/cell/C°
	Cycle(Equalization)	14.1~14.4V
Effect of temp. to Capacity	40 °C (104 °F)	106%
	25C (77 °F)	100%
	0C (32 °F)	86%
Self Discharge	≤3% per month at 25C°	



Layout



Constant Current Discharge (Amperes) at 25 °C (77 °F)

F.V/Time	10min	15min	30min	1h	2h	3h	5h	8h	10h
1.85V/cell	135.1	119.2	89.0	65.1	41.3	31.5	22.5	15.8	13.4
1.80V/cell	162.5	137.7	100.0	71.4	44.7	33.7	23.7	16.5	14.0
1.75V/cell	186.4	153.8	107.5	76.0	46.9	35.3	24.6	16.9	14.3
1.70V/cell	203.5	167.0	115.1	80.4	48.6	36.7	25.2	17.2	14.4
1.67V/cell	222.5	179.2	120.4	83.0	50.3	37.9	25.8	17.5	14.7
1.60V/cell	237.5	189.5	124.9	85.3	51.9	38.8	26.3	17.8	15.0

Constant Power Discharge (Watts/cell) at 25 °C (77 °F)

F.V/Time	10min	15min	30min	1h	2h	3h	5h	8h	10h
1.85V/cell	222.3	204.4	170.0	126.7	80.6	61.6	44.4	31.4	26.7
1.80V/cell	268.8	243.6	190.8	138.3	86.9	65.8	46.5	32.8	27.9
1.75V/cell	312.5	268.8	203.4	146.4	91.0	68.9	48.2	33.6	28.4
1.70V/cell	344.4	289.5	215.7	154.0	93.8	71.1	49.3	34.2	28.7
1.67V/cell	362.9	301.3	223.4	158.2	96.5	73.4	50.3	34.6	29.1
1.60V/cell	372.4	307.4	229.5	162.1	99.3	74.6	51.2	35.1	29.5



OPzV Series-Tubular Gel 12V 70PzV140(12V140Ah)

Applications

- Telecommunications
- Radio and cellular telephone relay stations
- Emergency lighting systems
- Power stations, Conventional power stations, alternative pwer(solar,wind)
- Large UPS and computer back-up
- Railway signaling
- Maritime standby power on ships and ashore
- Process and control engineering
- Standby power
- Buoy lighting

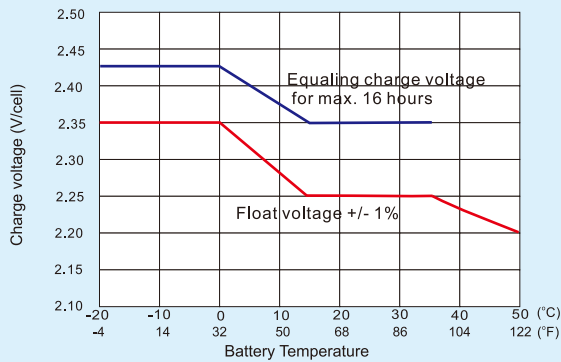
General Features

- 20 years design life(20°C)
- Better recovery performance
- Wide working temperature range (-20~55)°C
- No electrolyte stratification provides longer service life
- High recombination efficient
- Build in copper core based in lead will carry large current
- Separator imported form AMER-SIL high porosity, PVC-SiO₂ and low resistance
- Pasted negative plate special grid design increase the active material.availability large current discharge and charge ability
- Tubuler type positive plate (polyester tube) prevent the active material from falling. Muti metal alloy pressed positive grid increase the anti corrosion ability and service life

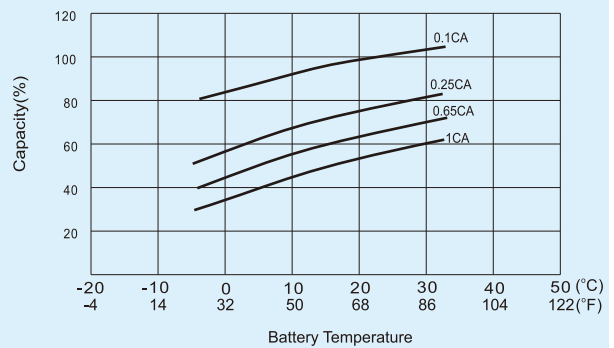
Standards

- Compliance with IEC 60896, IEC 61427, DIN 40742 standards
- UL, CE Certified
- Manufactured in KOYAMA® IATF16949, OHSAS 18001,ISO 9001 and ISO 14001 certified production facilities

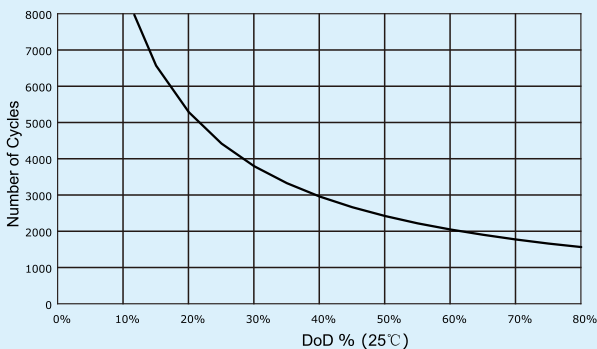
Charge voltage vs ambient temperature curve



Temperature effects in relation to battery capacity



Cycle Life in Relation to DOD



General Relation of Capacity VS. Storage Time

