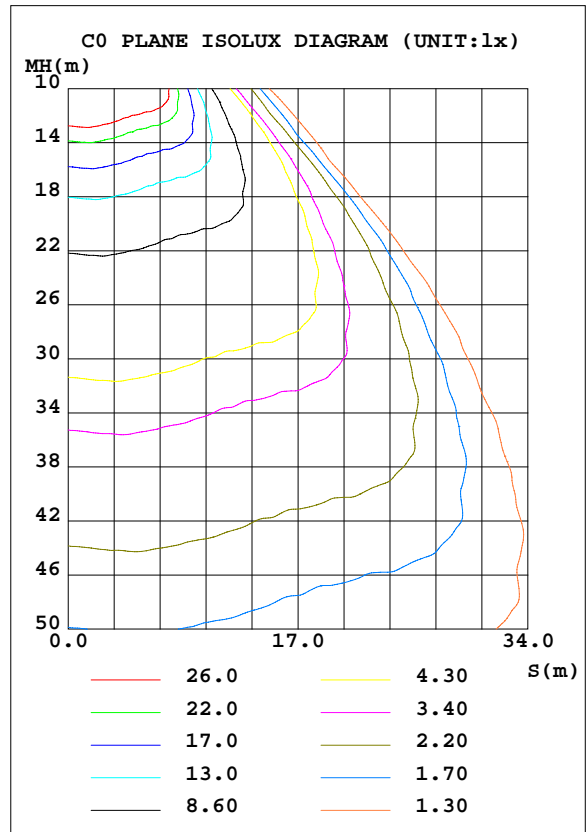
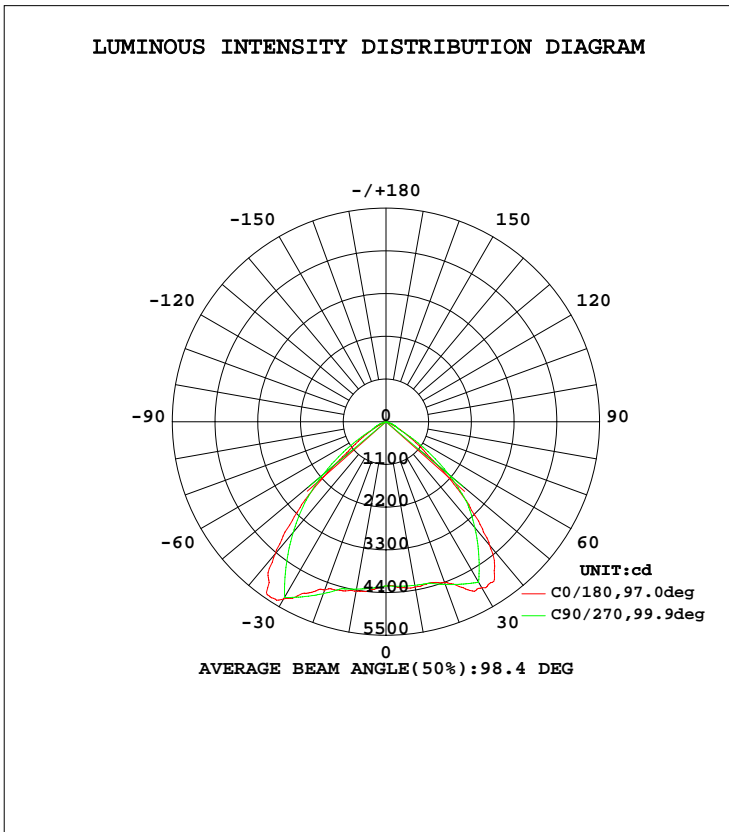


LUMINAIRE PHOTOMETRIC TEST REPORT

Test:U:220.1V I:0.4690A P:100.3W PF:0.9710 Lamp Flux:10287.3x1 lm		
NAME: LED HIGH BAY LIGHT	TYPE:	WEIGHT:5
SPEC.:CREE XTE	DIM.:	SERIAL No.:
MFR.: QINHAN LIGHTING	SUR.:	PROTECTION ANGLE:

DATA OF LAMP		PHOTOMETRIC DATA Eff: 102.57 lm/W			
MODEL	QH-HBZSL-100W	I _{max} (cd)	5410	S/MH(C0/180)	1.42
NOMINAL POWER(W)	100	LOR(%)	100.0	S/MH(C90/270)	1.41
RATED VOLTAGE(V)	220	TOTAL FLUX(lm)	10287	η UP, DN(C0-180)	0.0, 50.3
NOMINAL FLUX(lm)	10287.3	CIE CLASS	DIRECT	η UP, DN(C180-360)	0.0, 49.7
LAMPS INSIDE	1	η up(%)	0.0	CIBSE SHR NOM	1.25
TEST VOLTAGE(V)	220.2	η down(%)	100.0	CIBSE SHR MAX	1.35



C Range: 0 - 360DEG
 C Interval: 5.0DEG
 Test Speed: HIGH
 Temperature:25.3DEG
 Operators:
 Test Date:2015-01-17

γ Range: 0 - 90DEG
 γ Interval: 0.5DEG
 Test System:EVERFINE GO-2000B_V1 SYSTEM V2.0.287
 Humidity:65.0%
 Test Distance:8.000m [K=1.0000]
 Remarks: 100度反光杯 明纬电源

ZONAL FLUX DIAGRAM

ZONAL FLUX DIAGRAM:

γ	C0	C45	C90	C135	C180	C225	C270	C315	γ	Φ zone	Φ total	lum, lamp
5	4342	4352	4301	4299	4297	4267	4251	4310	0- 5	102.1	102.1	0.99,0.99
10	4428	4477	4376	4368	4324	4293	4276	4372	5- 10	310.6	412.7	4.01,4.01
15	4494	4557	4450	4432	4302	4312	4301	4417	10- 15	520.6	933.4	9.07,9.07
20	4614	4668	4709	4489	4405	4380	4457	4508	15- 20	737.7	1671	16.2,16.2
25	4874	4877	4968	4736	4716	4605	4614	4781	20- 25	981.8	2653	25.8,25.8
30	5269	5021	5227	4841	4936	4781	4770	4960	25- 30	1247	3900	37.9,37.9
35	5370	4900	4472	4696	4876	4672	4165	4886	30- 35	1461	5361	52.1,52.1
40	4429	4340	3717	4127	4147	4141	3560	4337	35- 40	1479	6840	66.5,66.5
45	3124	3011	2963	2860	3023	2967	2955	3041	40- 45	1287	8127	79,79
50	1667	1854	2113	1776	1671	1863	2101	1849	45- 50	956.5	9084	88.3,88.3
55	873.2	875.4	1262	888.1	943.6	962.8	1248	839.9	50- 55	605.2	9689	94.2,94.2
60	400.7	493.2	412.4	503.8	465.9	545.0	393.9	474.4	55- 60	339.0	10028	97.5,97.5
65	134.8	197.2	284.3	202.3	174.9	216.9	272.4	191.8	60- 65	150.3	10178	98.9,98.9
70	51.94	52.92	156.3	53.23	50.09	55.51	150.8	53.97	65- 70	67.13	10245	99.6,99.6
75	27.57	30.13	28.25	30.63	26.73	30.73	29.34	30.39	70- 75	30.78	10276	99.9,99.9
80	9.628	9.586	0	10.19	9.650	8.816	0	9.408	75- 80	9.779	10286	100,100
85	1.180	0	0	0	1.275	0	0	0	80- 85	1.468	10287	100,100
90	0.2365	0	0	0	0.4013	0	0	0	85- 90	0.0675	10287	100,100
95									90- 95			
100									95-100			
105									100-105			
110									105-110			
115									110-115			
120									115-120			
125									120-125			
130									125-130			
135									130-135			
140									135-140			
145									140-145			
150									145-150			
155									150-155			
160									155-160			
165									160-165			
170									165-170			
175									170-175			
180									175-180			
DEG	LUMINOUS INTENSITY:cd								UNIT:lm			

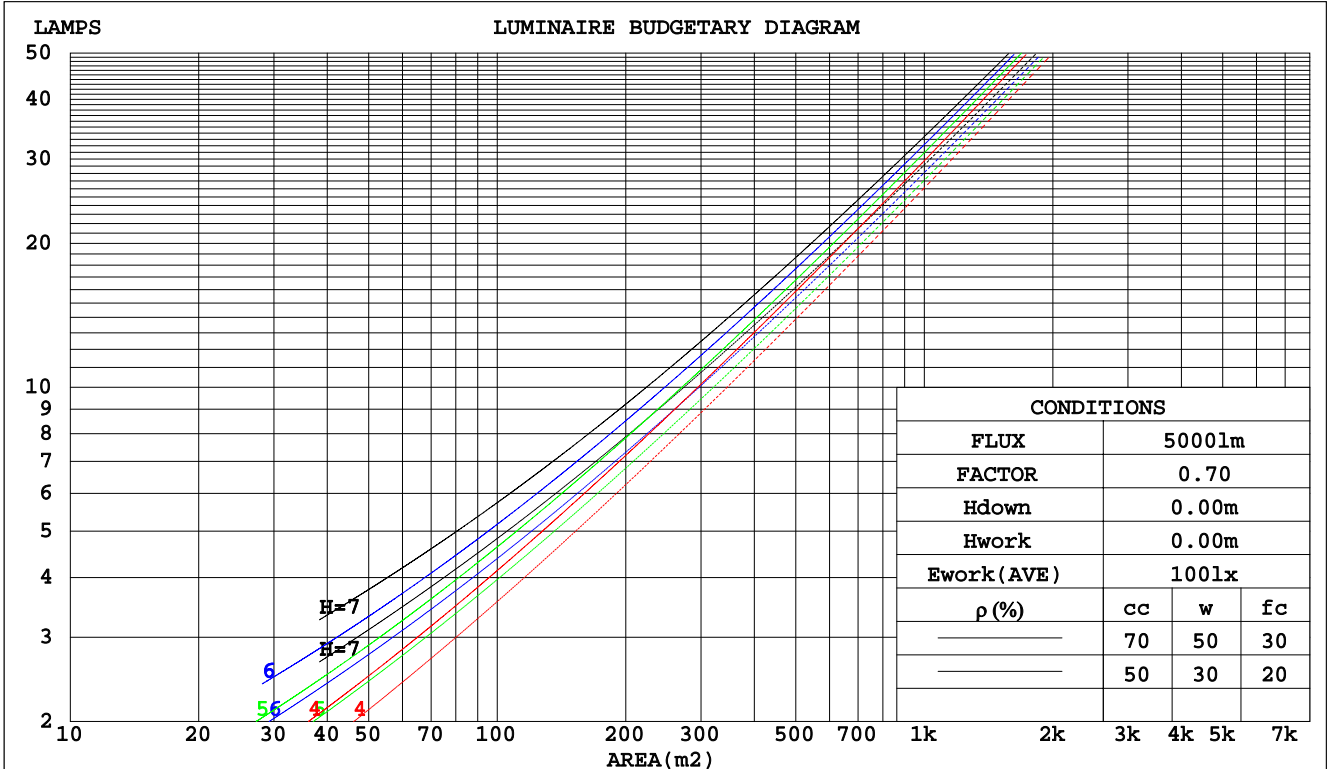
C Range: 0 - 360DEG
 C Interval: 5.0DEG
 Test Speed: HIGH
 Temperature:25.3DEG
 Operators:
 Test Date:2015-01-17

γ Range: 0 - 90DEG
 γ Interval: 0.5DEG
 Test System:EVERFINE GO-2000B_V1 SYSTEM V2.0.287
 Humidity:65.0%
 Test Distance:8.000m [K=1.0000]
 Remarks: 100度反光杯 明纬电源

CU AND LUMINAIRE BUDGETARY ESTIMATE DIAGRAM

Test:U:220.1V I:0.4690A P:100.3W PF:0.9710 Lamp Flux:10287.3x1 lm		
NAME: LED HIGH BAY LIGHT	TYPE:	WEIGHT:5
SPEC.:CREE XTE	DIM.:	SERIAL No.:
MFR.: QINHAN LIGHTING	SUR.:	PROTECTION ANGLE:

pcc	80%			70%			50%			30%			10%			0
pw	50%	30%	10%	50%	30%	10%	50%	30%	10%	50%	30%	10%	50%	30%	10%	0
pfc	20%			20%			20%			20%			20%			0
RCR	RCR:Room Cavity Ratio															
	Coefficients of Utilization(CU)															
0.0	1.19	1.19	1.19	1.16	1.16	1.16	1.11	1.11	1.11	1.06	1.06	1.06	1.02	1.02	1.02	1.00
1.0	1.08	1.05	1.03	1.06	1.03	1.01	1.02	.99	.98	.98	.97	.95	.95	.93	.92	.90
2.0	.98	.93	.89	.96	.92	.88	.93	.89	.86	.90	.87	.84	.87	.84	.82	.80
3.0	.89	.82	.77	.87	.81	.76	.84	.79	.75	.82	.78	.74	.79	.76	.73	.71
4.0	.80	.73	.68	.79	.72	.67	.77	.71	.66	.75	.70	.66	.72	.68	.65	.63
5.0	.73	.65	.60	.72	.65	.59	.70	.64	.59	.68	.63	.58	.66	.62	.58	.56
6.0	.66	.59	.53	.65	.58	.53	.64	.57	.53	.62	.56	.52	.61	.56	.52	.50
7.0	.61	.53	.48	.60	.53	.47	.58	.52	.47	.57	.51	.47	.56	.51	.47	.45
8.0	.56	.48	.43	.55	.48	.43	.54	.47	.42	.53	.47	.42	.51	.46	.42	.40
9.0	.51	.44	.39	.51	.44	.39	.50	.43	.38	.49	.43	.38	.48	.42	.38	.37
10.0	.47	.40	.35	.47	.40	.35	.46	.39	.35	.45	.39	.35	.44	.39	.35	.33



C Range: 0 - 360DEG
 C Interval: 5.0DEG
 Test Speed: HIGH
 Temperature:25.3DEG
 Operators:
 Test Date:2015-01-17

γ Range: 0 - 90DEG
 γ Interval: 0.5DEG
 Test System:EVERFINE GO-2000B_V1 SYSTEM V2.0.287
 Humidity:65.0%
 Test Distance:8.000m [K=1.0000]
 Remarks: 100度反光杯 明纬电源

WEC AND CCEC

Test:U:220.1V I:0.4690A P:100.3W PF:0.9710 Lamp Flux:10287.3x1 lm		
NAME: LED HIGH BAY LIGHT	TYPE:	WEIGHT:5
SPEC.:CREE XTE	DIM.:	SERIAL No.:
MFR.: QINHAN LIGHTING	SUR.:	PROTECTION ANGLE:

ρcc	80%			70%			50%			30%			10%			0
ρw	50%	30%	10%	50%	30%	10%	50%	30%	10%	50%	30%	10%	50%	30%	10%	0
ρfc	20%			20%			20%			20%			20%			0
RCR	RCR:Room Cavity Ratio						Wall Exitance Coefficients(WEC)									
0.0																
1.0	.222	.126	.040	.215	.123	.039	.203	.116	.037	.191	.110	.035	.180	.104	.034	
2.0	.219	.120	.037	.213	.117	.036	.202	.112	.035	.192	.108	.034	.182	.103	.032	
3.0	.211	.112	.034	.206	.110	.033	.196	.106	.032	.187	.102	.031	.179	.099	.031	
4.0	.201	.105	.031	.197	.103	.030	.188	.100	.030	.180	.097	.029	.173	.094	.029	
5.0	.191	.098	.028	.187	.096	.028	.180	.094	.028	.173	.091	.027	.166	.089	.027	
6.0	.182	.091	.026	.178	.090	.026	.172	.088	.026	.165	.086	.025	.159	.084	.025	
7.0	.173	.085	.024	.170	.084	.024	.164	.083	.024	.158	.081	.024	.153	.079	.023	
8.0	.164	.080	.023	.161	.079	.022	.156	.078	.022	.151	.076	.022	.146	.075	.022	
9.0	.156	.076	.021	.154	.075	.021	.149	.074	.021	.144	.072	.021	.140	.071	.021	
10.0	.149	.071	.020	.146	.071	.020	.142	.070	.020	.138	.068	.019	.134	.067	.019	

ρcc	80%			70%			50%			30%			10%			0
ρw	50%	30%	10%	50%	30%	10%	50%	30%	10%	50%	30%	10%	50%	30%	10%	0
ρfc	20%			20%			20%			20%			20%			0
RCR	RCR:Room Cavity Ratio						Ceiling Cavity Exitance Coefficients(CCEC)									
0.0	.190	.190	.190	.163	.163	.163	.111	.111	.111	.064	.064	.064	.020	.020	.020	
1.0	.174	.157	.141	.149	.135	.122	.102	.093	.084	.059	.054	.049	.019	.017	.016	
2.0	.162	.132	.107	.139	.114	.092	.095	.079	.064	.055	.046	.038	.018	.015	.012	
3.0	.153	.114	.083	.131	.098	.072	.090	.068	.050	.052	.040	.030	.017	.013	.010	
4.0	.145	.100	.065	.124	.086	.057	.086	.060	.040	.050	.035	.024	.016	.011	.008	
5.0	.138	.089	.053	.118	.077	.046	.082	.054	.033	.047	.032	.019	.015	.010	.006	
6.0	.131	.080	.044	.113	.070	.038	.078	.049	.027	.045	.029	.016	.015	.009	.005	
7.0	.126	.073	.037	.108	.064	.032	.075	.045	.023	.043	.026	.014	.014	.009	.004	
8.0	.120	.068	.031	.103	.059	.027	.072	.041	.019	.042	.024	.012	.013	.008	.004	
9.0	.115	.063	.027	.099	.054	.024	.069	.038	.017	.040	.023	.010	.013	.007	.003	
10.0	.110	.058	.024	.095	.051	.021	.066	.036	.015	.038	.021	.009	.012	.007	.003	

C Range: 0 - 360DEG
 C Interval: 5.0DEG
 Test Speed: HIGH
 Temperature:25.3DEG
 Operators:
 Test Date:2015-01-17

γ Range: 0 - 90DEG
 γ Interval: 0.5DEG
 Test System:EVERFINE GO-2000B_V1 SYSTEM V2.0.287
 Humidity:65.0%
 Test Distance:8.000m [K=1.0000]
 Remarks: 100度反光杯 明纬电源

UGR(Unified Glare Rating) Table

Test:U:220.1V I:0.4690A P:100.3W PF:0.9710 Lamp Flux:10287.3x1 lm										
NAME: LED HIGH BAY LIGHT					TYPE:			WEIGHT:5		
SPEC.:CREE XTE					DIM.:			SERIAL No.:		
MFR.: QINHAN LIGHTING					SUR.:			PROTECTION ANGLE:		
ceiling/cavity	0.7	0.7	0.5	0.5	0.3	0.7	0.7	0.5	0.5	0.3
walls	0.5	0.3	0.5	0.3	0.3	0.5	0.3	0.5	0.3	0.3
working plane	0.2	0.2	0.2	0.2	0.2	0.2	0.2	0.2	0.2	0.2
Room dimensions	Viewed crosswise					Viewed endwise				
x = 2H y = 2H	30.8	32.0	31.0	32.2	32.4	31.2	32.4	31.4	32.6	32.8
3H	30.6	31.7	30.9	31.9	32.2	31.1	32.2	31.3	32.4	32.7
4H	30.5	31.6	30.8	31.8	32.0	31.0	32.1	31.3	32.3	32.5
6H	30.4	31.4	30.7	31.7	31.9	30.9	31.9	31.2	32.2	32.4
8H	30.3	31.3	30.7	31.6	31.9	30.8	31.8	31.2	32.1	32.4
12H	30.3	31.2	30.6	31.5	31.8	30.8	31.7	31.1	32.0	32.3
4H 2H	30.6	31.7	30.9	31.9	32.2	31.0	32.1	31.3	32.3	32.5
3H	30.4	31.4	30.8	31.6	31.9	30.9	31.8	31.2	32.1	32.4
4H	30.3	31.2	30.7	31.5	31.8	30.8	31.7	31.2	32.0	32.3
6H	30.3	31.0	30.6	31.3	31.7	30.7	31.5	31.1	31.8	32.2
8H	30.2	30.9	30.6	31.2	31.6	30.7	31.4	31.1	31.7	32.1
12H	30.2	30.8	30.6	31.2	31.6	30.6	31.3	31.1	31.6	32.0
8H 4H	30.2	30.9	30.6	31.2	31.6	30.7	31.4	31.1	31.7	32.1
6H	30.1	30.7	30.6	31.1	31.5	30.6	31.2	31.0	31.6	32.0
8H	30.1	30.6	30.5	31.0	31.4	30.6	31.0	31.0	31.5	31.9
12H	30.0	30.4	30.5	30.9	31.4	30.5	30.9	31.0	31.4	31.8
12H 4H	30.2	30.8	30.6	31.2	31.6	30.7	31.3	31.1	31.6	32.0
6H	30.1	30.6	30.5	31.0	31.4	30.6	31.0	31.0	31.5	31.9
8H	30.0	30.4	30.5	30.9	31.4	30.5	30.9	31.0	31.4	31.8
Variations with the observer position at spacings:										
S = 1.0H	+ 2.1 / - 5.4					+ 1.8 / - 2.9				
1.5H	+ 2.1 / - 3.6					+ 1.2 / - 2.4				
2.0H	+ 5.0 / - 8.2					+ 3.8 / - 8.7				

CIE Pub.117 Corrected 10287 lm Total Lamp Luminous Flux. (8log(F/F0) = 8.1)

C Range: 0 - 360DEG
 C Interval: 5.0DEG
 Test Speed: HIGH
 Temperature:25.3DEG
 Operators:
 Test Date:2015-01-17

γ Range: 0 - 90DEG
 γ Interval: 0.5DEG
 Test System:EVERFINE GO-2000B_V1 SYSTEM V2.0.287
 Humidity:65.0%
 Test Distance:8.000m [K=1.0000]
 Remarks: 100度反光杯 明纬电源

UTILIZATION FACTORS TABLE

Test:U:220.1V I:0.4690A P:100.3W PF:0.9710 Lamp Flux:10287.3x1 lm		
NAME: LED HIGH BAY LIGHT	TYPE:	WEIGHT:5
SPEC.:CREE XTE	DIM.:	SERIAL No.:
MFR.: QINHAN LIGHTING	SUR.:	PROTECTION ANGLE:

REFLECTANCE										
Ceiling	0.8	0.8	0.8	0.7	0.7	0.7	0.5	0.5	0.5	0
Walls	0.7	0.5	0.3	0.7	0.5	0.3	0.7	0.5	0.3	0
Working plane	0.2	0.2	0.2	0.2	0.2	0.2	0.2	0.2	0.2	0
ROOM INDEX	UTILIZATION FACTORS(PERCENT) $k(RI) \times RCR = 5$									
k = 0.60	70	60	55	69	60	55	68	60	55	49
0.80	80	71	65	79	71	65	78	70	65	59
1.00	88	80	74	87	79	74	85	80	74	68
1.25	94	87	82	93	86	81	91	85	81	75
1.50	98	92	87	97	91	86	94	89	85	79
2.00	103	98	93	102	96	92	99	94	91	85
2.50	106	101	96	104	99	95	101	97	94	87
3.00	108	104	100	106	102	99	103	99	96	89
4.00	111	107	104	109	105	102	105	102	100	92
5.00	112	109	106	110	107	104	106	103	101	93
ROOM INDEX	UF(total)									Direct
According to DIN EN 13032-2 2004			Suspended				SHRNOM = 1.25			

C Range: 0 - 360DEG
 C Interval: 5.0DEG
 Test Speed: HIGH
 Temperature:25.3DEG
 Operators:
 Test Date:2015-01-17

γ Range: 0 - 90DEG
 γ Interval: 0.5DEG
 Test System:EVERFINE GO-2000B_V1 SYSTEM V2.0.287
 Humidity:65.0%
 Test Distance:8.000m [K=1.0000]
 Remarks: 100度反光杯 明纬电源

ISOCANDELA DIAGRAM

Test:U:220.1V I:0.4690A P:100.3W PF:0.9710 Lamp Flux:10287.3x1 lm		
NAME: LED HIGH BAY LIGHT	TYPE:	WEIGHT:5
SPEC.:CREE XTE	DIM.:	SERIAL No.:
MFR.: QINHAN LIGHTING	SUR.:	PROTECTION ANGLE:

Conical surface Flux(90deg):

8127.1 lm

%lum = 79.0%

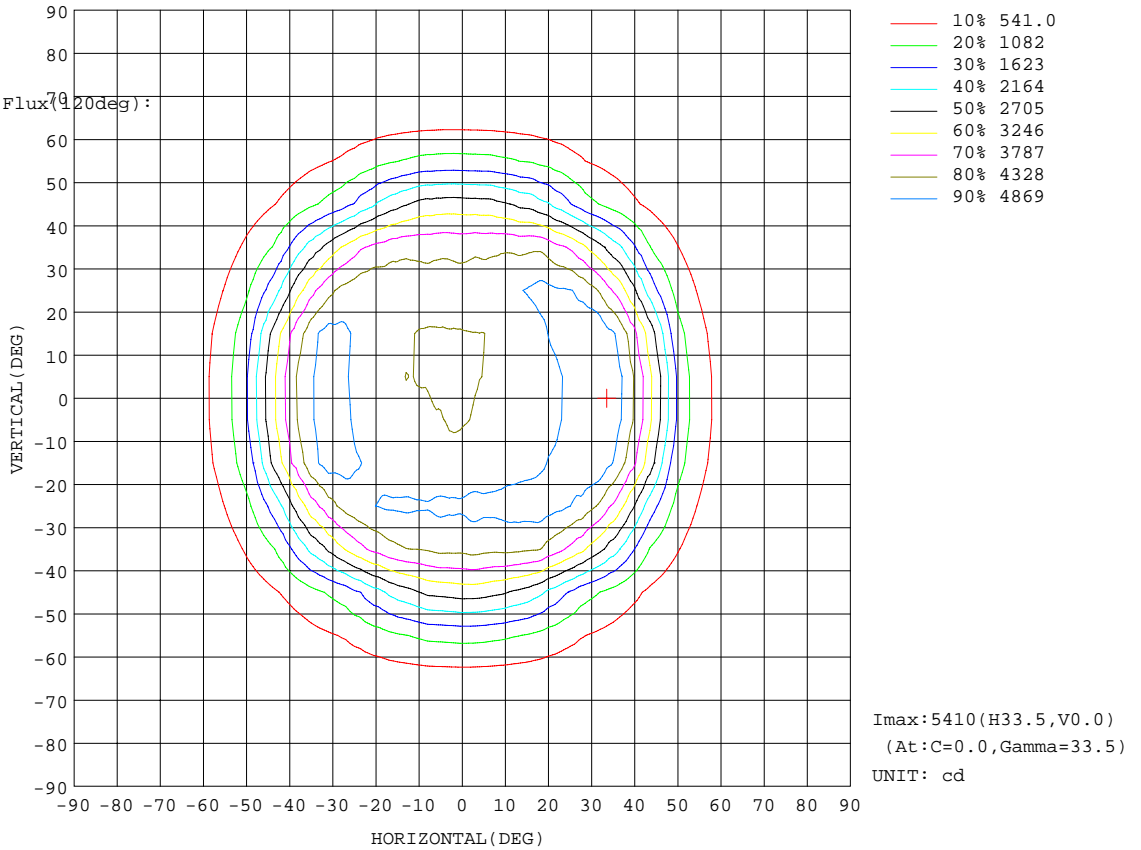
%lamp = 79.0%

Conical surface Flux(70deg):

10028 lm

%lum = 97.5%

%lamp = 97.5%

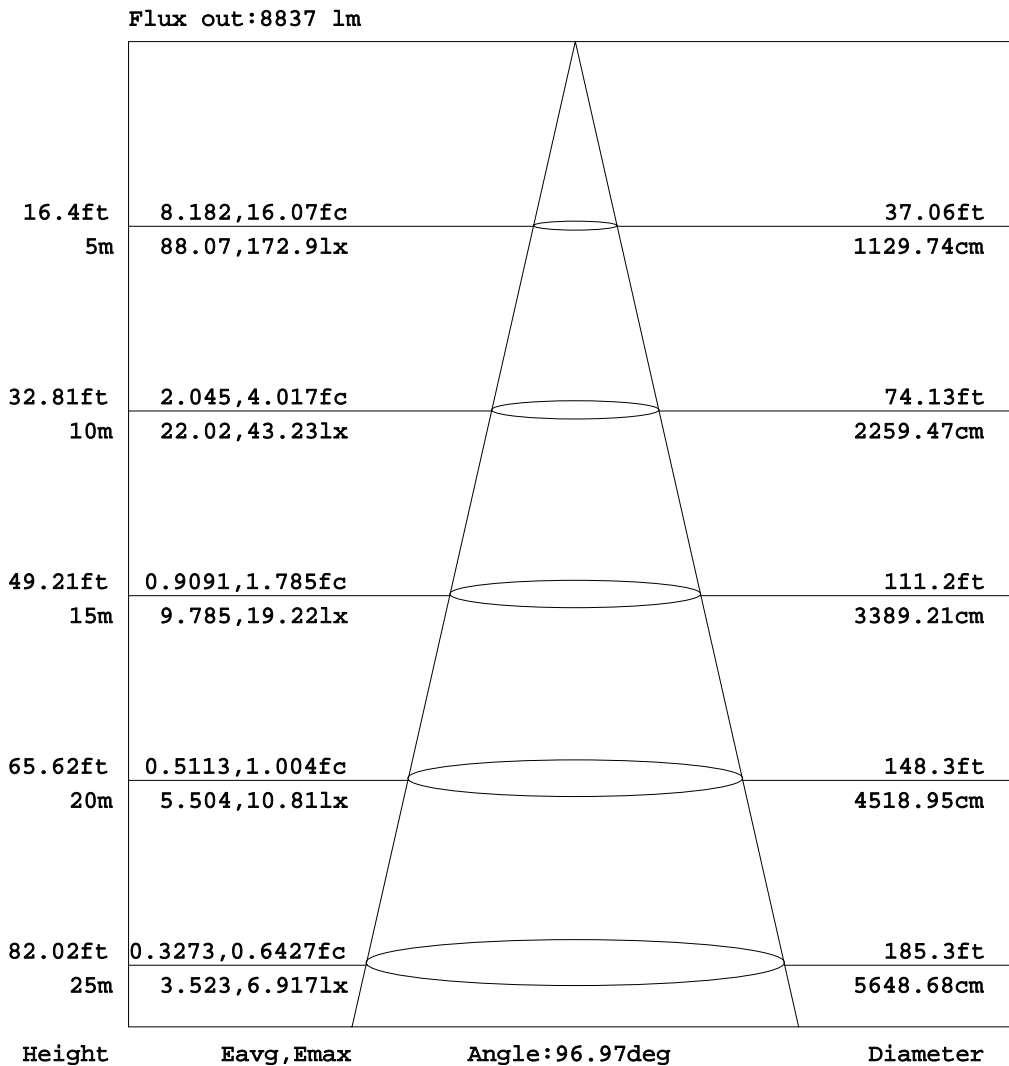


C Range: 0 - 360DEG
 C Interval: 5.0DEG
 Test Speed: HIGH
 Temperature:25.3DEG
 Operators:
 Test Date:2015-01-17

γ Range: 0 - 90DEG
 γ Interval: 0.5DEG
 Test System:EVERFINE GO-2000B_V1 SYSTEM V2.0.287
 Humidity:65.0%
 Test Distance:8.000m [K=1.0000]
 Remarks: 100度反光杯 明纬电源

AAI Figure

Test:U:220.1V I:0.4690A P:100.3W PF:0.9710 Lamp Flux:10287.3x1 lm		
NAME: LED HIGH BAY LIGHT	TYPE:	WEIGHT:5
SPEC.:CREE XTE	DIM.:	SERIAL No.:
MFR.: QINHAN LIGHTING	SUR.:	PROTECTION ANGLE:



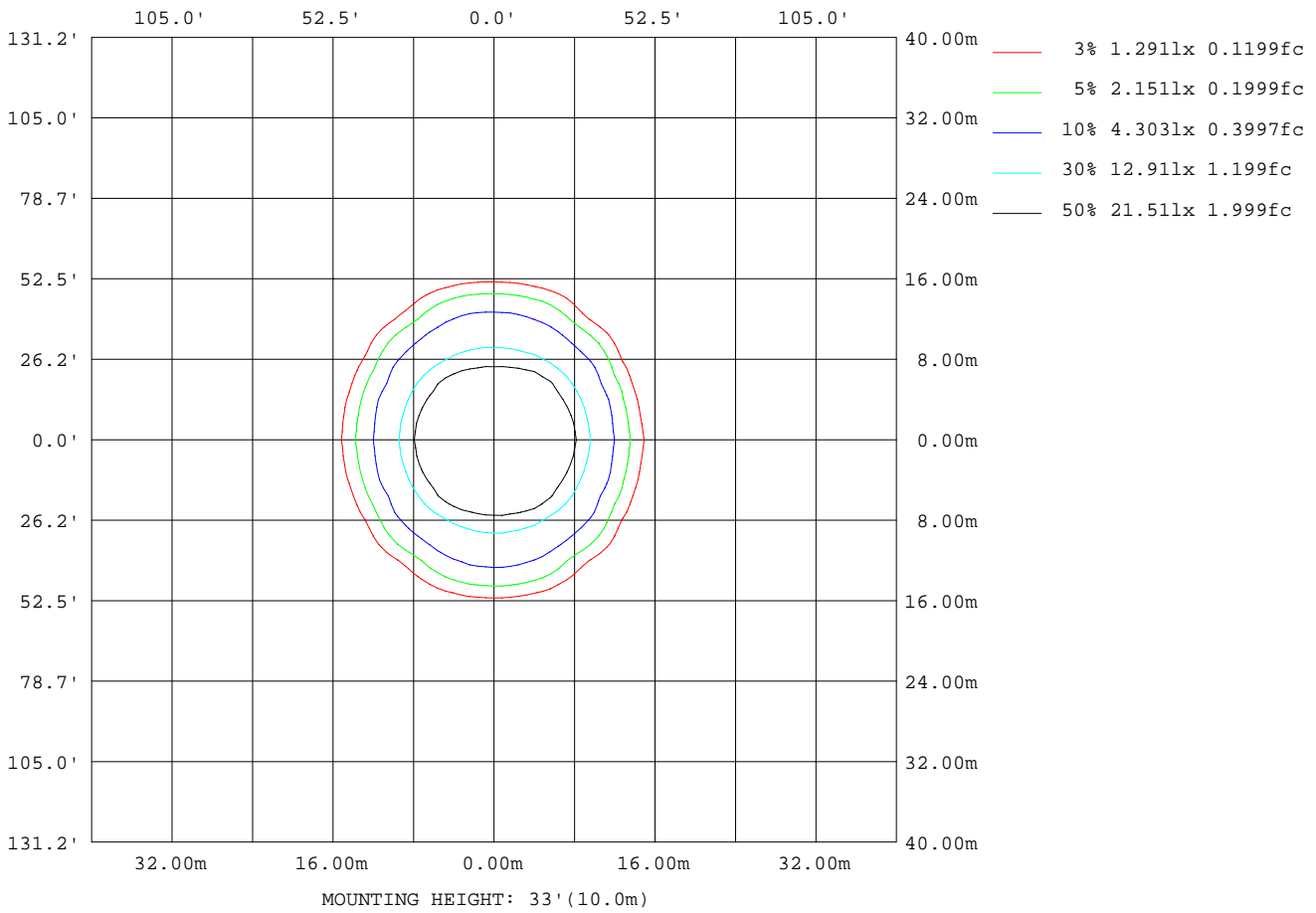
Note:The Curves indicate the illuminated area and the average illumination when the luminaire is at different distance.

C Range: 0 - 360DEG
 C Interval: 5.0DEG
 Test Speed: HIGH
 Temperature:25.3DEG
 Operators:
 Test Date:2015-01-17

γ Range: 0 - 90DEG
 γ Interval: 0.5DEG
 Test System:EVERFINE GO-2000B_V1 SYSTEM V2.0.287
 Humidity:65.0%
 Test Distance:8.000m [K=1.0000]
 Remarks: 100度反光杯 明纬电源

ISOLUX DIAGRAM

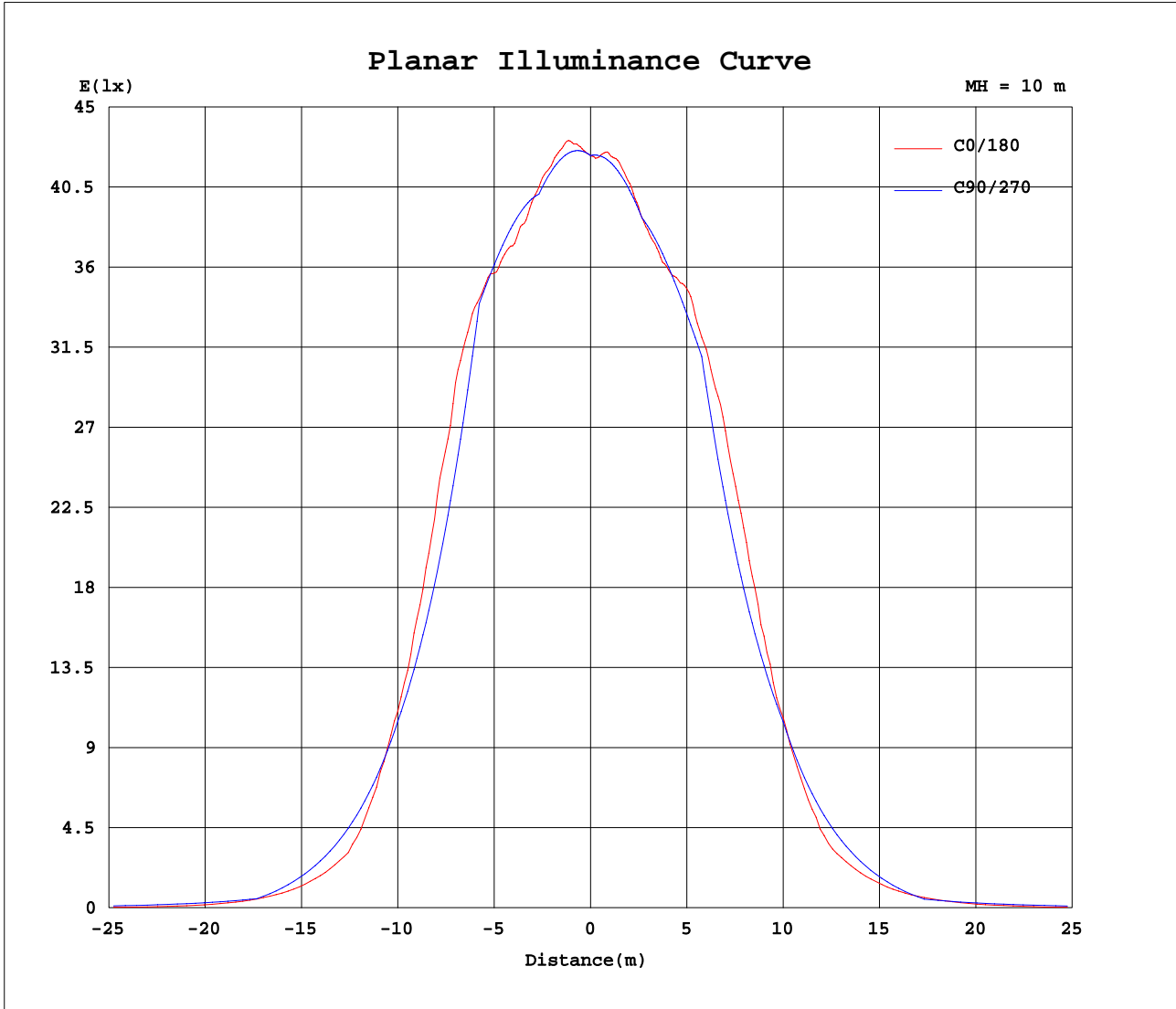
Test:U:220.1V I:0.4690A P:100.3W PF:0.9710 Lamp Flux:10287.3x1 lm		
NAME: LED HIGH BAY LIGHT	TYPE:	WEIGHT:5
SPEC.:CREE XTE	DIM.:	SERIAL No.:
MFR.: QINHAN LIGHTING	SUR.:	PROTECTION ANGLE:



C Range: 0 - 360DEG
 C Interval: 5.0DEG
 Test Speed: HIGH
 Temperature:25.3DEG
 Operators:
 Test Date:2015-01-17

γ Range: 0 - 90DEG
 γ Interval: 0.5DEG
 Test System:EVERFINE GO-2000B_V1 SYSTEM V2.0.287
 Humidity:65.0%
 Test Distance:8.000m [K=1.0000]
 Remarks: 100度反光杯 明纬电源

Planar Illuminance Curve



C Range: 0 - 360DEG
 C Interval: 5.0DEG
 Test Speed: HIGH
 Temperature: 25.3DEG
 Operators:
 Test Date: 2015-01-17

γ Range: 0 - 90DEG
 γ Interval: 0.5DEG
 Test System: EVERFINE GO-2000B_V1 SYSTEM V2.0.287
 Humidity: 65.0%
 Test Distance: 8.000m [K=1.0000]
 Remarks: 100度反光杯 明纬电源

LUMINOUS DISTRIBUTION INTENSITY DATA

Test:U:220.1V I:0.4690A P:100.3W PF:0.9710 Lamp Flux:10287.3x1 lm		
NAME: LED HIGH BAY LIGHT	TYPE:	WEIGHT:5
SPEC.:CREE XTE	DIM.:	SERIAL No.:
MFR.: QINHAN LIGHTING	SUR.:	PROTECTION ANGLE:

Table--1

UNIT: cd

C(DEG) γ (DEG)	0	5	10	15	20	25	30	35	40	45	50	55	60	65	70	75	80	85	90
0	4227	4227	4227	4227	4227	4227	4227	4227	4227	4227	4227	4227	4227	4227	4227	4227	4227	4227	4227
5	4342	4347	4351	4354	4356	4357	4358	4359	4357	4352	4350	4345	4337	4330	4323	4317	4312	4308	4301
10	4428	4437	4446	4453	4458	4462	4465	4470	4475	4477	4471	4458	4441	4433	4426	4414	4397	4386	4376
15	4494	4512	4529	4546	4557	4560	4557	4552	4550	4557	4549	4542	4542	4530	4505	4495	4484	4463	4450
20	4614	4643	4662	4669	4668	4670	4665	4666	4671	4668	4665	4691	4714	4722	4733	4732	4758	4748	4709
25	4874	4915	4947	4974	4987	4956	4912	4903	4871	4877	4905	4941	4970	4993	4979	4983	5012	5042	4968
30	5269	5274	5269	5268	5273	5240	5150	5073	5016	5021	5106	5173	5194	5245	5253	5216	5242	5333	5227
35	5370	5263	5188	5124	5197	5167	4965	4890	4826	4900	5031	5248	5136	4900	4766	4612	4533	4557	4472
40	4429	4313	4259	4278	4337	4237	4117	4173	4229	4340	4202	4105	4067	3952	3851	3782	3729	3758	3717
45	3124	3001	2997	3055	3009	2959	2994	3111	3099	3011	2932	2861	2850	2898	2884	2885	2911	2960	2963
50	1667	1580	1606	1661	1706	1637	1688	1859	1929	1854	1709	1635	1728	1910	2025	2042	2080	2112	2113
55	873	831	855	844	850	876	887	941	959	875	924	965	1077	1168	1245	1252	1257	1263	1262
60	401	380	393	392	406	426	428	399	450	493	521	525	538	540	515	477	439	417	412
65	135	126	131	136	153	139	161	193	206	197	164	150	184	207	230	253	267	278	284
70	51.9	51.1	50.8	51.1	53.0	51.7	63.5	70.7	50.2	52.9	60.8	91.0	110	123	133	143	149	154	156
75	27.6	26.6	26.9	26.5	27.1	27.0	27.7	28.8	29.6	30.1	31.8	40.5	43.7	43.1	40.1	36.6	32.1	29.4	28.3
80	9.63	9.31	9.35	9.72	10.2	11.4	11.7	11.4	10.8	9.59	8.53	7.43	5.93	4.51	3.02	1.81	0.82	0.21	0.00
85	1.18	1.13	1.61	2.32	1.74	1.08	0.00	0.00	0.00	0.00	0.00	0.00	0.00	0.00	0.00	0.00	0.00	0.00	0.00
90	0.24	0.00	0.00	0.00	0.00	0.00	0.00	0.00	0.00	0.00	0.00	0.00	0.00	0.00	0.00	0.00	0.00	0.00	0.00

C Range: 0 - 360DEG
 C Interval: 5.0DEG
 Test Speed: HIGH
 Temperature:25.3DEG
 Operators:
 Test Date:2015-01-17

γ Range: 0 - 90DEG
 γ Interval: 0.5DEG
 Test System:EVERFINE GO-2000B_V1 SYSTEM V2.0.287
 Humidity:65.0%
 Test Distance:8.000m [K=1.0000]
 Remarks: 100度反光杯 明纬电源

LUMINOUS DISTRIBUTION INTENSITY DATA

Test:U:220.1V I:0.4690A P:100.3W PF:0.9710 Lamp Flux:10287.3x1 lm		
NAME: LED HIGH BAY LIGHT	TYPE:	WEIGHT:5
SPEC.:CREE XTE	DIM.:	SERIAL No.:
MFR.: QINHAN LIGHTING	SUR.:	PROTECTION ANGLE:

Table--3

UNIT: cd

C(DEG) γ (DEG)	190	195	200	205	210	215	220	225	230	235	240	245	250	255	260	265	270	275	280
0	4227	4227	4227	4227	4227	4227	4227	4227	4227	4227	4227	4227	4227	4227	4227	4227	4227	4227	4227
5	4294	4291	4288	4283	4280	4276	4272	4267	4261	4256	4249	4243	4241	4243	4247	4248	4251	4259	4262
10	4320	4318	4316	4315	4314	4310	4301	4293	4286	4285	4284	4276	4276	4271	4265	4271	4276	4285	4294
15	4317	4324	4336	4338	4334	4338	4333	4312	4296	4292	4278	4275	4277	4281	4291	4294	4301	4310	4318
20	4472	4491	4494	4483	4461	4432	4398	4380	4376	4391	4380	4390	4414	4439	4457	4453	4457	4479	4491
25	4725	4718	4708	4698	4719	4731	4652	4605	4588	4598	4603	4583	4570	4612	4638	4625	4614	4659	4663
30	4958	4970	4996	4960	4824	4754	4743	4781	4740	4778	4807	4808	4769	4764	4826	4802	4770	4846	4822
35	4846	4873	4946	4909	4710	4637	4582	4672	4758	4818	4708	4559	4402	4276	4249	4212	4165	4234	4252
40	4067	4158	4167	4090	4023	4006	4104	4141	4057	3928	3805	3747	3690	3648	3614	3599	3560	3591	3617
45	2906	3021	2949	2918	2968	3060	2988	2967	2892	2870	2820	2850	2894	2959	2961	2980	2955	2936	2946
50	1675	1769	1782	1696	1773	1913	1958	1863	1776	1710	1813	1978	2048	2122	2140	2125	2101	2092	2095
55	960	944	938	961	976	1007	1033	963	1008	1037	1148	1229	1281	1288	1294	1267	1248	1246	1251
60	474	466	470	488	491	466	509	545	566	565	564	561	533	482	438	410	394	401	426
65	167	172	185	178	193	228	238	217	186	157	189	217	240	254	265	274	272	267	257
70	50.9	52.2	57.3	54.7	78.1	78.6	52.2	55.5	64.3	93.3	113	128	138	145	149	152	151	149	145
75	27.0	27.7	27.9	28.0	29.1	29.3	29.8	30.7	32.4	41.0	44.2	44.1	40.8	37.1	33.3	30.2	29.3	30.3	33.5
80	9.29	9.39	10.1	11.2	11.3	10.5	9.97	8.82	8.06	7.12	5.76	4.48	3.04	1.83	0.85	0.22	0.00	0.22	0.87
85	1.24	1.52	0.99	0.76	0.00	0.00	0.00	0.00	0.00	0.00	0.00	0.00	0.00	0.00	0.00	0.00	0.00	0.00	0.00
90	0.00	0.00	0.00	0.00	0.00	0.00	0.00	0.00	0.00	0.00	0.00	0.00	0.00	0.00	0.00	0.00	0.00	0.00	0.00

C Range: 0 - 360DEG
 C Interval: 5.0DEG
 Test Speed: HIGH
 Temperature:25.3DEG
 Operators:
 Test Date:2015-01-17

γ Range: 0 - 90DEG
 γ Interval: 0.5DEG
 Test System:EVERFINE GO-2000B_V1 SYSTEM V2.0.287
 Humidity:65.0%
 Test Distance:8.000m [K=1.0000]
 Remarks: 100度反光杯 明纬电源

LUMINOUS DISTRIBUTION INTENSITY DATA

Test:U:220.1V I:0.4690A P:100.3W PF:0.9710 Lamp Flux:10287.3x1 lm		
NAME: LED HIGH BAY LIGHT	TYPE:	WEIGHT:5
SPEC.:CREE XTE	DIM.:	SERIAL No.:
MFR.: QINHAN LIGHTING	SUR.:	PROTECTION ANGLE:

Table--4

UNIT: cd

C(DEG) γ (DEG)	285	290	295	300	305	310	315	320	325	330	335	340	345	350	355				
0	4227	4227	4227	4227	4227	4227	4227	4227	4227	4227	4227	4227	4227	4227	4227				
5	4268	4274	4281	4289	4297	4304	4310	4318	4324	4327	4331	4334	4337	4339	4341				
10	4305	4313	4324	4330	4351	4363	4372	4376	4382	4391	4402	4411	4417	4422	4425				
15	4323	4325	4341	4343	4358	4390	4417	4422	4443	4470	4487	4499	4504	4504	4500				
20	4472	4475	4472	4491	4480	4482	4508	4560	4590	4615	4638	4649	4658	4657	4641				
25	4661	4688	4725	4711	4721	4754	4781	4824	4904	4935	4951	4957	4952	4936	4911				
30	4874	4941	4931	4937	4990	5015	4960	4969	5038	5159	5255	5268	5274	5281	5282				
35	4370	4508	4646	4935	5138	4916	4886	4865	4891	5004	5207	5186	5139	5203	5277				
40	3655	3696	3852	4016	4033	4230	4337	4248	4205	4159	4303	4413	4388	4294	4333				
45	2879	2850	2894	2902	2933	2971	3041	3122	3128	3067	3049	3056	3095	3031	3012				
50	2067	2052	1963	1831	1676	1710	1849	1938	1907	1800	1689	1734	1702	1603	1582				
55	1254	1272	1240	1135	995	915	840	946	953	878	860	833	830	844	823				
60	463	508	538	539	516	506	474	433	388	420	415	395	388	387	378				
65	242	220	194	170	145	172	192	203	188	157	149	156	141	134	129				
70	138	128	115	104	88.7	64.8	54.0	51.6	70.3	68.4	53.0	55.9	53.0	52.3	51.8				
75	37.5	40.6	42.4	43.0	40.3	32.3	30.4	29.7	29.3	29.1	28.2	28.4	28.5	28.7	27.6				
80	1.92	3.23	4.72	6.22	7.53	8.47	9.41	9.89	11.0	11.7	11.9	10.8	10.3	10.1	9.96				
85	0.00	0.00	0.00	0.00	0.00	0.00	0.00	0.00	0.00	0.00	0.88	1.19	1.84	1.48	1.23				
90	0.00	0.00	0.00	0.00	0.00	0.00	0.00	0.00	0.00	0.00	0.00	0.00	0.00	0.00	0.00				

C Range: 0 - 360DEG
 C Interval: 5.0DEG
 Test Speed: HIGH
 Temperature:25.3DEG
 Operators:
 Test Date:2015-01-17

γ Range: 0 - 90DEG
 γ Interval: 0.5DEG
 Test System:EVERFINE GO-2000B_V1 SYSTEM V2.0.287
 Humidity:65.0%
 Test Distance:8.000m [K=1.0000]
 Remarks: 100度反光杯 明纬电源