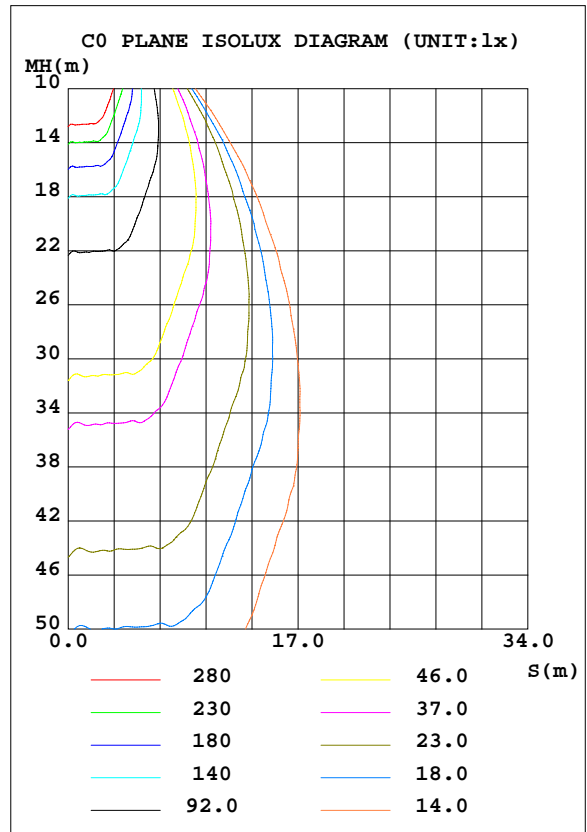
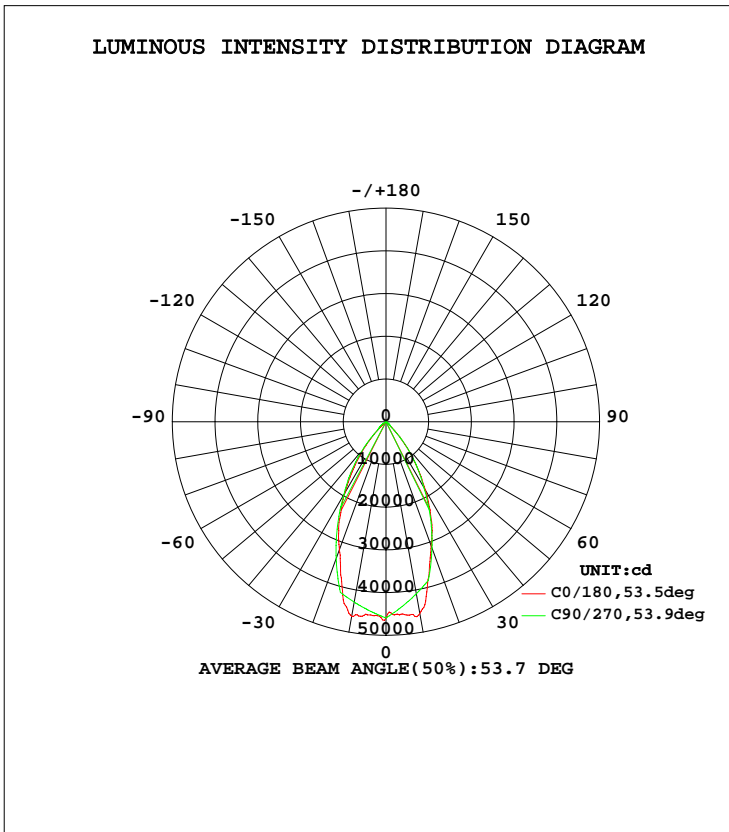


LUMINAIRE PHOTOMETRIC TEST REPORT

Test:U:220.1V I:1.832A P:394.7W PF:0.9780 Lamp Flux:36572.4x1 lm		
NAME: LED HIGH BAY LIGHT	TYPE:IP65	WEIGHT:5
SPEC.:CREE XTE	DIM.:	SERIAL No.:
MFR.:QINHAN LIGHTING	SUR.:	PROTECTION ANGLE:

DATA OF LAMP		PHOTOMETRIC DATA Eff: 92.66 lm/W			
MODEL	QH-HBZSL-400W	Imax(cd)	46501	S/MH(C0/180)	0.83
NOMINAL POWER(W)	400	LOR(%)	100.0	S/MH(C90/270)	0.86
RATED VOLTAGE(V)	220	TOTAL FLUX(lm)	36572	η UP, DN(C0-180)	0.0, 48.3
NOMINAL FLUX(lm)	36572.4	CIE CLASS	DIRECT	η UP, DN(C180-360)	0.0, 51.7
LAMPS INSIDE	1	η up(%)	0.0	CIBSE SHR NOM	0.75
TEST VOLTAGE(V)	220.2	η down(%)	100.0	CIBSE SHR MAX	0.85



C Range: 0 - 360DEG
 C Interval: 5.0DEG
 Test Speed: HIGH
 Temperature:25.3DEG
 Operators:
 Test Date:2015-03-24

γ Range: 0 - 90DEG
 γ Interval: 0.5DEG
 Test System:EVERFINE GO-2000B_V1 SYSTEM V2.0.287
 Humidity:65.0%
 Test Distance:8.000m [K=1.0000]
 Remarks: 反光杯: 45度
 电源: 明纬 2*HLG-240H-36A

ZONAL FLUX DIAGRAM

ZONAL FLUX DIAGRAM:

γ	C0	C45	C90	C135	C180	C225	C270	C315	γ	Φ zone	Φ total	lum, lamp
5	4516	4341	4342	4369	4538	4440	4440	4395	0- 5	1067	1067	2.92,2.92
10	4567	4070	4090	4105	4621	4259	4287	4194	5- 10	3095	4161	11.4,11.4
15	3820	3614	3838	3674	3983	3820	4134	3748	10- 15	4787	8948	24.5,24.5
20	3091	3011	3149	3060	3196	3237	3412	3150	15- 20	5681	14629	40,40
25	2501	2368	2460	2405	2607	2553	2690	2475	20- 25	5852	20481	56,56
30	1841	1724	1771	1760	1926	1917	1968	1840	25- 30	5438	25920	70.9,70.9
35	1226	1133	1234	1168	1304	1300	1406	1254	30- 35	4515	30435	83.2,83.2
40	690.0	632.1	697.0	655.6	769.6	771.4	843.8	743.1	35- 40	3258	33693	92.1,92.1
45	216.4	315.0	159.8	330.7	273.6	410.6	281.7	379.5	40- 45	1805	35498	97.1,97.1
50	20.84	119.6	114.2	124.0	23.18	158.5	195.6	145.9	45- 50	588.6	36087	98.7,98.7
55	17.88	17.76	68.70	17.44	16.25	15.82	109.4	17.71	50- 55	199.1	36286	99.2,99.2
60	21.63	14.08	23.17	13.99	22.19	13.67	23.24	14.44	55- 60	122.7	36408	99.6,99.6
65	11.02	7.832	16.23	8.028	13.88	9.489	16.32	9.146	60- 65	84.75	36493	99.8,99.8
70	2.280	2.789	9.298	3.167	2.623	4.619	9.398	3.842	65- 70	47.43	36541	99.9,99.9
75	2.191	1.737	2.364	1.958	2.343	2.340	2.477	2.073	70- 75	22.01	36563	100,100
80	0.7321	0.8823	0	0.9575	0.9053	0.9048	0	0.8118	75- 80	8.240	36571	100,100
85	0.1611	0	0	0	0.2340	0	0	0	80- 85	1.427	36572	100,100
90	0.0746	0	0	0	0.0878	0	0	0	85- 90	0.1324	36572	100,100
95									90- 95			
100									95-100			
105									100-105			
110									105-110			
115									110-115			
120									115-120			
125									120-125			
130									125-130			
135									130-135			
140									135-140			
145									140-145			
150									145-150			
155									150-155			
160									155-160			
165									160-165			
170									165-170			
175									170-175			
180									175-180			
DEG	LUMINOUS INTENSITY:×10cd								UNIT:lm			

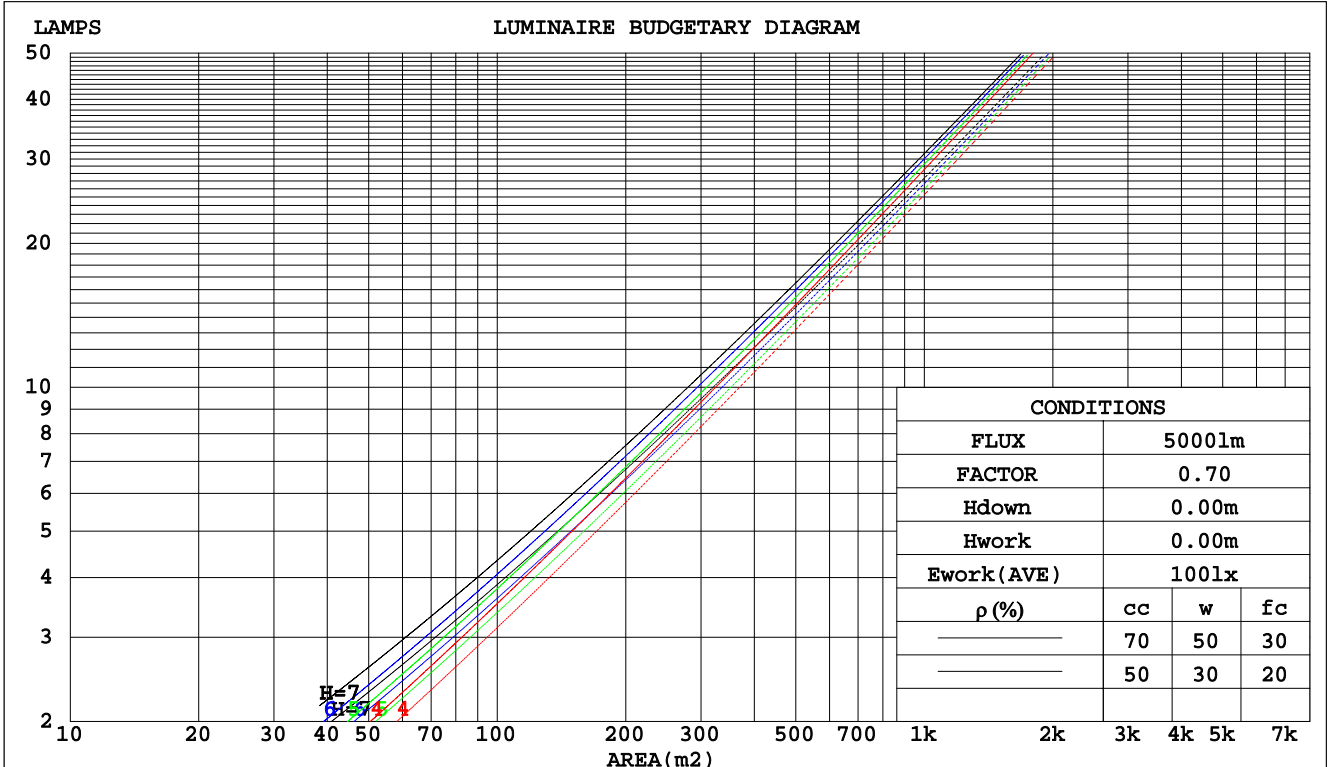
C Range: 0 - 360DEG
 C Interval: 5.0DEG
 Test Speed: HIGH
 Temperature:25.3DEG
 Operators:
 Test Date:2015-03-24

γ Range: 0 - 90DEG
 γ Interval: 0.5DEG
 Test System:EVERFINE GO-2000B_V1 SYSTEM V2.0.287
 Humidity:65.0%
 Test Distance:8.000m [K=1.0000]
 Remarks: 反光杯: 45度
 电源: 明纬 2*HLG-240H-36A

CU AND LUMINAIRE BUDGETARY ESTIMATE DIAGRAM

Test:U:220.1V I:1.832A P:394.7W PF:0.9780 Lamp Flux:36572.4x1 lm		
NAME: LED HIGH BAY LIGHT	TYPE:IP65	WEIGHT:5
SPEC.:CREE XTE	DIM.:	SERIAL No.:
MFR.:QINHAN LIGHTING	SUR.:	PROTECTION ANGLE:

pcc	80%			70%			50%			30%			10%			0
pw	50%	30%	10%	50%	30%	10%	50%	30%	10%	50%	30%	10%	50%	30%	10%	0
pfc	20%			20%			20%			20%			20%			0
RCR	RCR:Room Cavity Ratio															
	Coefficients of Utilization(CU)															
0.0	1.19	1.19	1.19	1.16	1.16	1.16	1.11	1.11	1.11	1.06	1.06	1.06	1.02	1.02	1.02	1.00
1.0	1.11	1.08	1.06	1.09	1.06	1.04	1.05	1.03	1.01	1.01	.00	.98	.97	.96	.95	.94
2.0	1.03	.99	.96	1.01	.98	.95	.98	.95	.93	.95	.93	.91	.93	.91	.89	.87
3.0	.96	.91	.87	.95	.90	.87	.92	.88	.85	.90	.87	.84	.88	.85	.83	.81
4.0	.90	.85	.80	.89	.84	.80	.87	.82	.79	.85	.81	.78	.83	.80	.77	.76
5.0	.84	.79	.74	.83	.78	.74	.82	.77	.73	.80	.76	.73	.78	.75	.72	.71
6.0	.79	.73	.69	.78	.73	.69	.77	.72	.68	.75	.71	.68	.74	.70	.67	.66
7.0	.74	.69	.64	.74	.68	.64	.73	.68	.64	.71	.67	.63	.70	.66	.63	.62
8.0	.70	.64	.60	.70	.64	.60	.69	.63	.60	.68	.63	.60	.67	.62	.59	.58
9.0	.66	.61	.57	.66	.60	.56	.65	.60	.56	.64	.59	.56	.63	.59	.56	.55
10.0	.63	.57	.53	.62	.57	.53	.62	.57	.53	.61	.56	.53	.60	.56	.53	.51



C Range: 0 - 360DEG
 C Interval: 5.0DEG
 Test Speed: HIGH
 Temperature:25.3DEG
 Operators:
 Test Date:2015-03-24

γ Range: 0 - 90DEG
 γ Interval: 0.5DEG
 Test System:EVERFINE GO-2000B_V1 SYSTEM V2.0.287
 Humidity:65.0%
 Test Distance:8.000m [K=1.0000]
 Remarks: 反光杯: 45度
 电源: 明纬 2*HLG-240H-36A

WEC AND CCEC

Test:U:220.1V I:1.832A P:394.7W PF:0.9780 Lamp Flux:36572.4x1 lm		
NAME: LED HIGH BAY LIGHT	TYPE:IP65	WEIGHT:5
SPEC.:CREE XTE	DIM.:	SERIAL No.:
MFR.:QINHAN LIGHTING	SUR.:	PROTECTION ANGLE:

ρcc	80%			70%			50%			30%			10%			0
ρw	50%	30%	10%	50%	30%	10%	50%	30%	10%	50%	30%	10%	50%	30%	10%	0
ρfc	20%			20%			20%			20%			20%			0
RCR	RCR:Room Cavity Ratio						Wall Exitance Coefficients(WEC)									
0.0																
1.0	.177	.100	.032	.170	.097	.031	.157	.090	.029	.146	.084	.027	.135	.078	.025	
2.0	.169	.093	.028	.164	.090	.028	.153	.085	.026	.143	.080	.025	.134	.076	.024	
3.0	.162	.086	.026	.157	.084	.025	.148	.080	.024	.140	.076	.023	.132	.073	.023	
4.0	.154	.080	.024	.150	.079	.023	.142	.075	.023	.135	.073	.022	.128	.070	.021	
5.0	.147	.075	.022	.144	.074	.021	.137	.071	.021	.130	.069	.020	.124	.067	.020	
6.0	.141	.070	.020	.137	.069	.020	.131	.067	.020	.126	.065	.019	.121	.063	.019	
7.0	.134	.066	.019	.132	.066	.019	.126	.064	.018	.121	.062	.018	.117	.061	.018	
8.0	.129	.063	.018	.126	.062	.018	.121	.061	.017	.117	.059	.017	.113	.058	.017	
9.0	.123	.060	.017	.121	.059	.017	.117	.058	.016	.113	.057	.016	.109	.055	.016	
10.0	.118	.057	.016	.116	.056	.016	.113	.055	.016	.109	.054	.015	.105	.053	.015	

ρcc	80%			70%			50%			30%			10%			0
ρw	50%	30%	10%	50%	30%	10%	50%	30%	10%	50%	30%	10%	50%	30%	10%	0
ρfc	20%			20%			20%			20%			20%			0
RCR	RCR:Room Cavity Ratio						Ceiling Cavity Exitance Coefficients(CCEC)									
0.0	.190	.190	.190	.163	.163	.163	.111	.111	.111	.064	.064	.064	.020	.020	.020	
1.0	.171	.157	.145	.146	.135	.125	.100	.093	.086	.058	.054	.050	.018	.017	.016	
2.0	.156	.133	.113	.134	.114	.098	.092	.079	.068	.053	.046	.040	.017	.015	.013	
3.0	.144	.114	.090	.123	.098	.078	.085	.068	.054	.049	.040	.032	.016	.013	.011	
4.0	.133	.099	.072	.115	.085	.063	.079	.060	.044	.046	.035	.026	.015	.011	.009	
5.0	.125	.087	.060	.107	.076	.052	.074	.053	.037	.043	.031	.022	.014	.010	.007	
6.0	.117	.078	.050	.101	.068	.043	.070	.047	.031	.040	.028	.018	.013	.009	.006	
7.0	.111	.070	.042	.096	.061	.037	.066	.043	.026	.038	.025	.015	.012	.008	.005	
8.0	.105	.064	.036	.091	.056	.031	.063	.039	.022	.037	.023	.013	.012	.008	.004	
9.0	.100	.059	.031	.087	.051	.027	.060	.036	.019	.035	.021	.012	.011	.007	.004	
10.0	.096	.055	.027	.083	.048	.024	.057	.033	.017	.033	.020	.010	.011	.006	.003	

C Range: 0 - 360DEG
 C Interval: 5.0DEG
 Test Speed: HIGH
 Temperature:25.3DEG
 Operators:
 Test Date:2015-03-24

γ Range: 0 - 90DEG
 γ Interval: 0.5DEG
 Test System:EVERFINE GO-2000B_V1 SYSTEM V2.0.287
 Humidity:65.0%
 Test Distance:8.000m [K=1.0000]
 Remarks: 反光杯: 45度
 电源: 明纬 2*HLG-240H-36A

UGR(Unified Glare Rating) Table

Test:U:220.1V I:1.832A P:394.7W PF:0.9780 Lamp Flux:36572.4x1 lm										
NAME: LED HIGH BAY LIGHT					TYPE:IP65			WEIGHT:5		
SPEC.:CREE XTE					DIM.:			SERIAL No.:		
MFR.:QINHAN LIGHTING					SUR.:			PROTECTION ANGLE:		
ceiling/cavity	0.7	0.7	0.5	0.5	0.3	0.7	0.7	0.5	0.5	0.3
walls	0.5	0.3	0.5	0.3	0.3	0.5	0.3	0.5	0.3	0.3
working plane	0.2	0.2	0.2	0.2	0.2	0.2	0.2	0.2	0.2	0.2
Room dimensions	Viewed crosswise					Viewed endwise				
x = 2H y = 2H	28.6	29.5	28.8	29.7	29.8	29.0	30.0	29.3	30.2	30.3
3H	28.4	29.3	28.6	29.5	29.7	28.9	29.8	29.1	30.0	30.2
4H	28.3	29.1	28.6	29.3	29.6	28.8	29.6	29.1	29.8	30.1
6H	28.2	29.0	28.5	29.2	29.5	28.7	29.5	29.0	29.7	30.0
8H	28.2	28.9	28.5	29.2	29.4	28.7	29.4	29.0	29.7	29.9
12H	28.1	28.8	28.4	29.1	29.4	28.6	29.3	28.9	29.6	29.9
4H 2H	28.3	29.1	28.6	29.3	29.6	28.8	29.6	29.1	29.8	30.1
3H	28.1	28.8	28.5	29.1	29.4	28.6	29.3	29.0	29.6	29.9
4H	28.0	28.7	28.4	29.0	29.3	28.5	29.2	28.9	29.5	29.8
6H	27.9	28.5	28.3	28.8	29.2	28.5	29.0	28.8	29.3	29.7
8H	27.9	28.4	28.3	28.8	29.1	28.4	28.9	28.8	29.3	29.6
12H	27.8	28.3	28.3	28.7	29.1	28.4	28.8	28.8	29.2	29.6
8H 4H	27.9	28.4	28.3	28.8	29.1	28.4	28.9	28.8	29.3	29.6
6H	27.8	28.2	28.2	28.6	29.0	28.3	28.7	28.7	29.1	29.5
8H	27.7	28.1	28.2	28.5	29.0	28.2	28.6	28.7	29.0	29.5
12H	27.7	28.0	28.2	28.5	28.9	28.2	28.5	28.7	29.0	29.4
12H 4H	27.8	28.3	28.3	28.7	29.1	28.4	28.8	28.8	29.2	29.6
6H	27.7	28.1	28.2	28.5	29.0	28.2	28.6	28.7	29.0	29.5
8H	27.7	28.0	28.2	28.5	28.9	28.2	28.5	28.7	29.0	29.4
Variations with the observer position at spacings:										
S = 1.0H	+ 3.3 / -14.6					+ 2.9 / -12.2				
1.5H	+ 5.9 / -16.0					+ 5.6 / -13.5				
2.0H	+ 8.5 / - 6.5					+ 6.1 / - 5.8				

CIE Pub.117 Corrected 36572 lm Total Lamp Luminous Flux.(8log(F/F0) = 12.5)

C Range: 0 - 360DEG
 C Interval: 5.0DEG
 Test Speed: HIGH
 Temperature:25.3DEG
 Operators:
 Test Date:2015-03-24

γ Range: 0 - 90DEG
 γ Interval: 0.5DEG
 Test System:EVERFINE GO-2000B_V1 SYSTEM V2.0.287
 Humidity:65.0%
 Test Distance:8.000m [K=1.0000]
 Remarks: 反光杯: 45度
 电源: 明纬 2*HLG-240H-36A

UTILIZATION FACTORS TABLE

Test:U:220.1V I:1.832A P:394.7W PF:0.9780 Lamp Flux:36572.4x1 lm		
NAME: LED HIGH BAY LIGHT	TYPE:IP65	WEIGHT:5
SPEC.:CREE XTE	DIM.:	SERIAL No.:
MFR.:QINHAN LIGHTING	SUR.:	PROTECTION ANGLE:

REFLECTANCE										
Ceiling	0.8	0.8	0.8	0.7	0.7	0.7	0.5	0.5	0.5	0
Walls	0.7	0.5	0.3	0.7	0.5	0.3	0.7	0.5	0.3	0
Working plane	0.2	0.2	0.2	0.2	0.2	0.2	0.2	0.2	0.2	0
ROOM INDEX	UTILIZATION FACTORS(PERCENT) $k(RI) \times RCR = 5$									
k = 0.60	87	80	76	86	80	76	85	80	76	72
0.80	94	88	84	94	88	84	92	87	84	80
1.00	99	93	90	98	93	89	96	93	89	85
1.25	103	98	94	102	97	94	100	96	93	89
1.50	106	101	98	105	100	97	102	99	96	92
2.00	109	104	101	107	103	100	104	101	99	94
2.50	110	106	103	109	105	102	105	103	101	95
3.00	112	108	106	110	107	105	107	104	102	96
4.00	114	111	109	112	109	107	108	106	105	98
5.00	115	113	111	113	111	109	109	107	106	99
ROOM INDEX	UF(total)									Direct
According to DIN EN 13032-2 2004			Suspended				SHRNOM = 1.25			

C Range: 0 - 360DEG
 C Interval: 5.0DEG
 Test Speed: HIGH
 Temperature:25.3DEG
 Operators:
 Test Date:2015-03-24

γ Range: 0 - 90DEG
 γ Interval: 0.5DEG
 Test System:EVERFINE GO-2000B_V1 SYSTEM V2.0.287
 Humidity:65.0%
 Test Distance:8.000m [K=1.0000]
 Remarks: 反光杯: 45度
 电源: 明纬 2*HLG-240H-36A

ISOCANDELA DIAGRAM

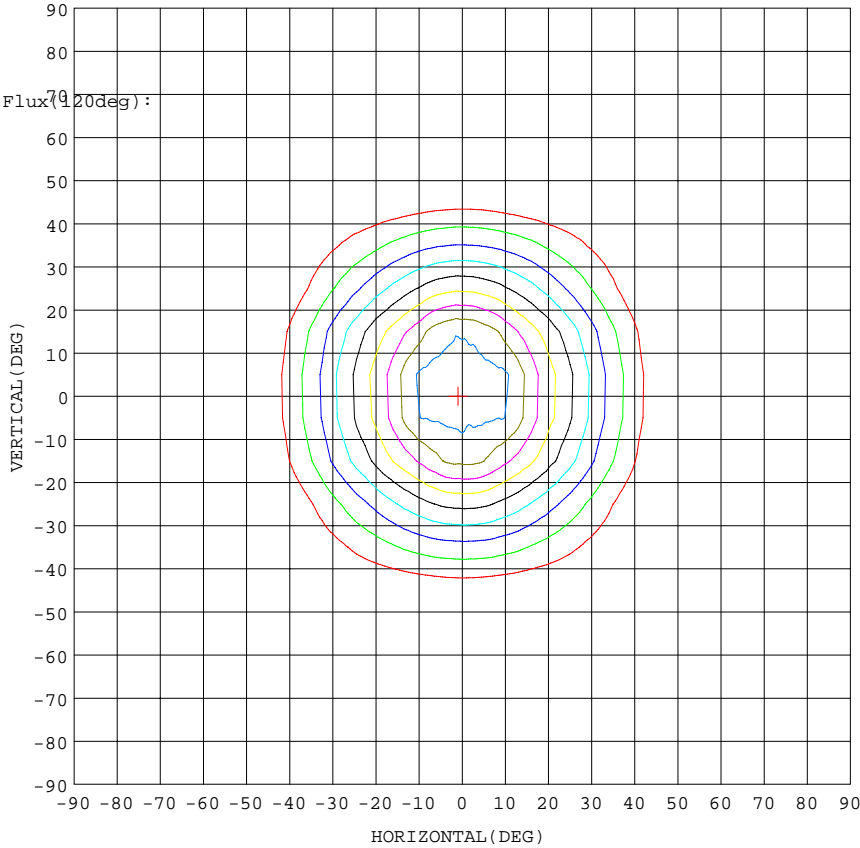
Test:U:220.1V I:1.832A P:394.7W PF:0.9780 Lamp Flux:36572.4x1 lm		
NAME: LED HIGH BAY LIGHT	TYPE:IP65	WEIGHT:5
SPEC.:CREE XTE	DIM.:	SERIAL No.:
MFR.:QINHAN LIGHTING	SUR.:	PROTECTION ANGLE:

Conical surface Flux(90deg):

35498 lm
 %lum = 97.1%
 %lamp = 97.1%

Conical surface Flux(70deg):

36408 lm
 %lum = 99.6%
 %lamp = 99.6%



Imax:46501(H=-1.0,V0.0)
 (At:C=180.0,Gamma=0.5)
 UNIT: cd

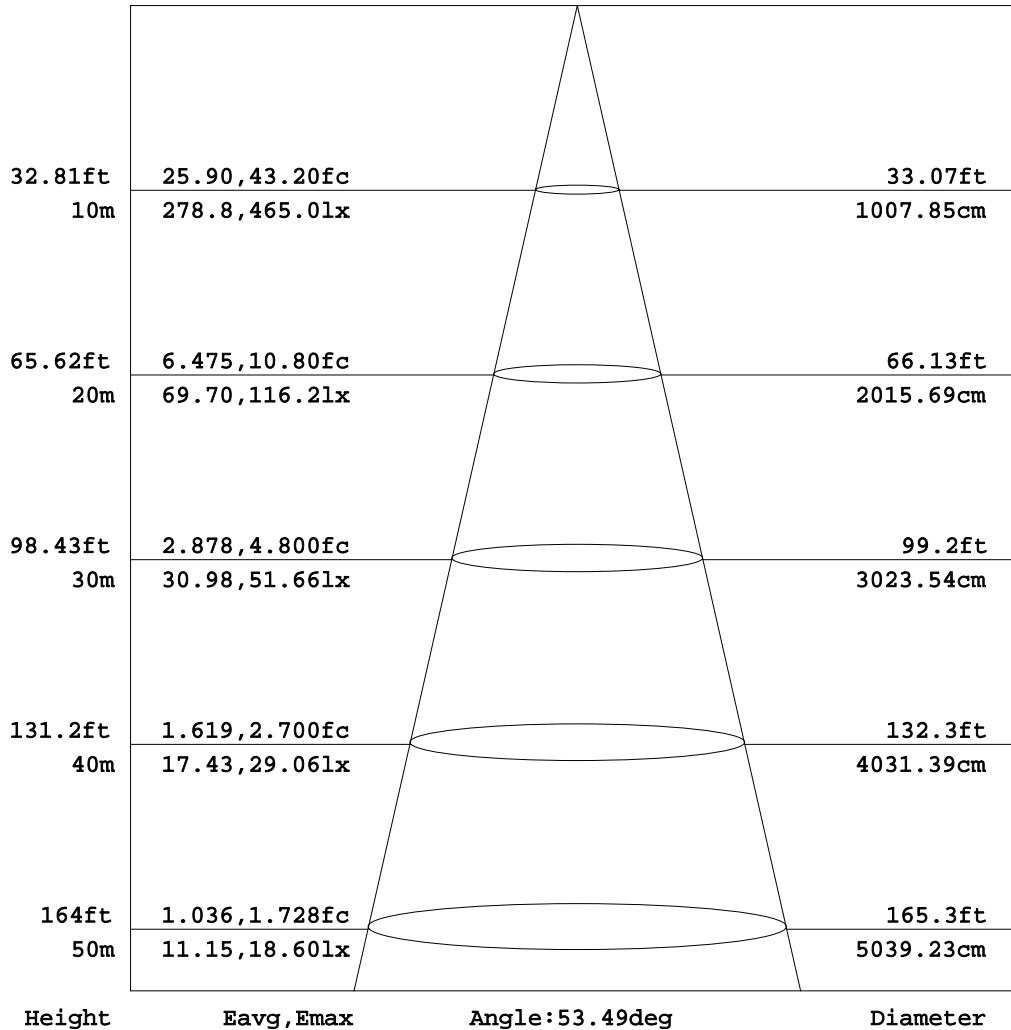
C Range: 0 - 360DEG
 C Interval: 5.0DEG
 Test Speed: HIGH
 Temperature:25.3DEG
 Operators:
 Test Date:2015-03-24

γ Range: 0 - 90DEG
 γ Interval: 0.5DEG
 Test System:EVERFINE GO-2000B_V1 SYSTEM V2.0.287
 Humidity:65.0%
 Test Distance:8.000m [K=1.0000]
 Remarks: 反光杯: 45度
 电源: 明纬 2*HLG-240H-36A

AAI Figure

Test:U:220.1V I:1.832A P:394.7W PF:0.9780 Lamp Flux:36572.4x1 lm		
NAME: LED HIGH BAY LIGHT	TYPE:IP65	WEIGHT:5
SPEC.:CREE XTE	DIM.:	SERIAL No.:
MFR.:QINHAN LIGHTING	SUR.:	PROTECTION ANGLE:

Flux out:22739 lm



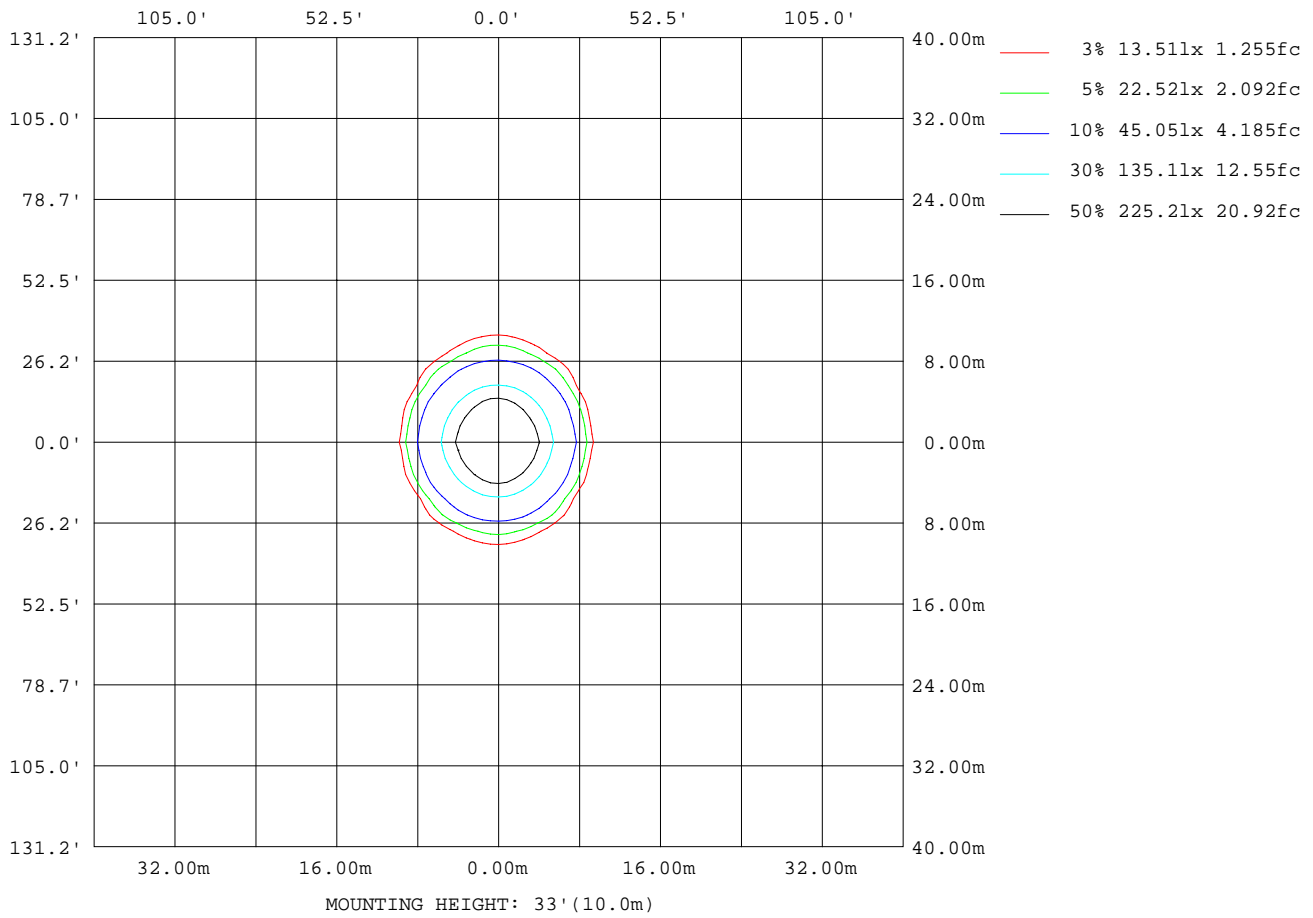
Note:The Curves indicate the illuminated area and the average illumination when the luminaire is at different distance.

C Range: 0 - 360DEG
 C Interval: 5.0DEG
 Test Speed: HIGH
 Temperature:25.3DEG
 Operators:
 Test Date:2015-03-24

γ Range: 0 - 90DEG
 γ Interval: 0.5DEG
 Test System:EVERFINE GO-2000B_V1 SYSTEM V2.0.287
 Humidity:65.0%
 Test Distance:8.000m [K=1.0000]
 Remarks: 反光杯: 45度
 电源: 明纬 2*HLG-240H-36A

ISOLUX DIAGRAM

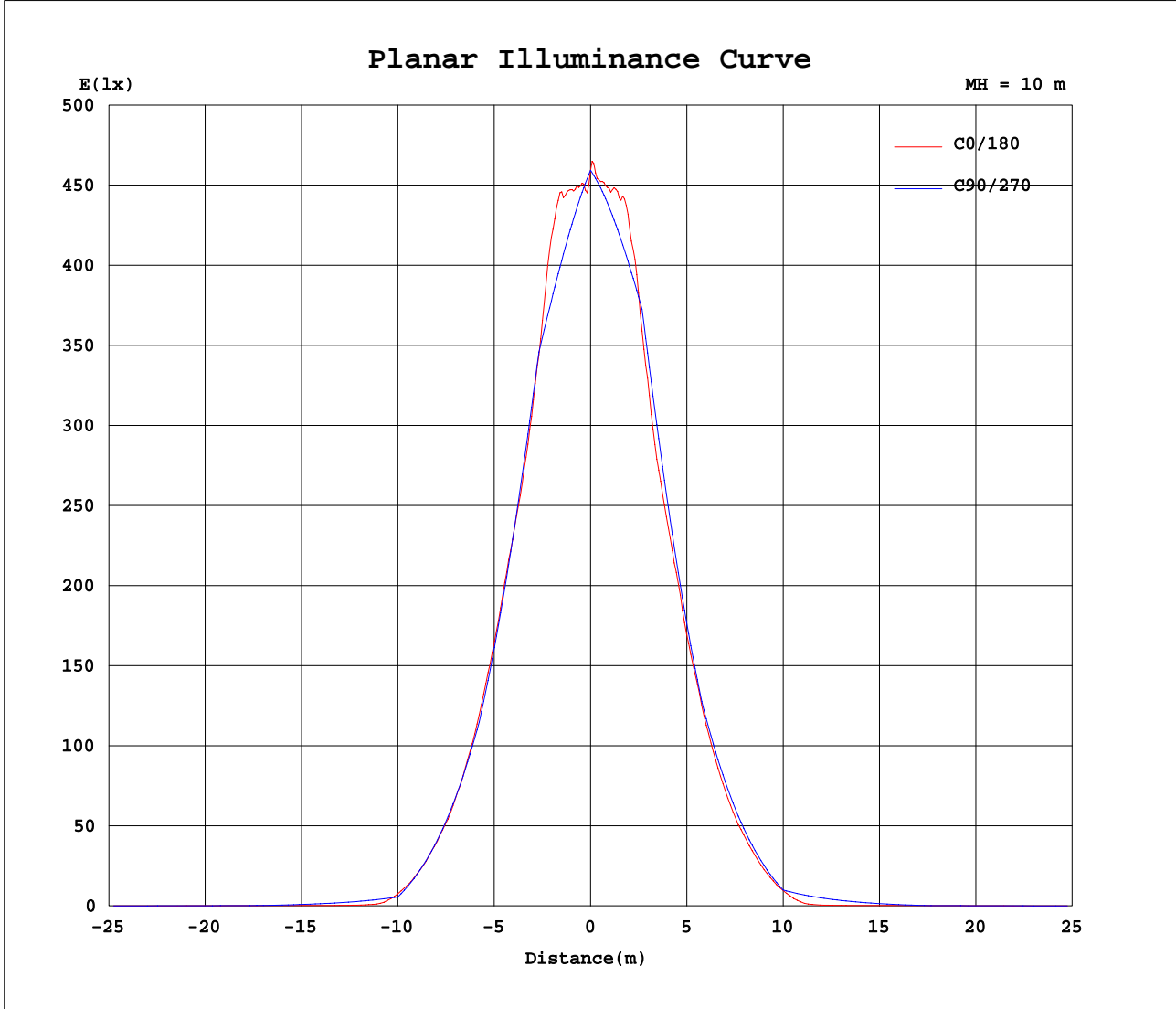
Test:U:220.1V I:1.832A P:394.7W PF:0.9780 Lamp Flux:36572.4x1 lm		
NAME: LED HIGH BAY LIGHT	TYPE:IP65	WEIGHT:5
SPEC.:CREE XTE	DIM.:	SERIAL No.:
MFR.:QINHAN LIGHTING	SUR.:	PROTECTION ANGLE:



C Range: 0 - 360DEG
 C Interval: 5.0DEG
 Test Speed: HIGH
 Temperature:25.3DEG
 Operators:
 Test Date:2015-03-24

γ Range: 0 - 90DEG
 γ Interval: 0.5DEG
 Test System:EVERFINE GO-2000B_V1 SYSTEM V2.0.287
 Humidity:65.0%
 Test Distance:8.000m [K=1.0000]
 Remarks: 反光杯: 45度
 电源: 明纬 2*HLG-240H-36A

Planar Illuminance Curve



C Range: 0 - 360DEG
 C Interval: 5.0DEG
 Test Speed: HIGH
 Temperature: 25.3DEG
 Operators:
 Test Date: 2015-03-24

γ Range: 0 - 90DEG
 γ Interval: 0.5DEG
 Test System: EVERFINE GO-2000B_V1 SYSTEM V2.0.287
 Humidity: 65.0%
 Test Distance: 8.000m [K=1.0000]
 Remarks: 反光杯: 45度
 电源: 明纬 2*HLG-240H-36A

LUMINOUS DISTRIBUTION INTENSITY DATA

Test:U:220.1V I:1.832A P:394.7W PF:0.9780 Lamp Flux:36572.4x1 lm		
NAME: LED HIGH BAY LIGHT	TYPE:IP65	WEIGHT:5
SPEC.:CREE XTE	DIM.:	SERIAL No.:
MFR.:QINHAN LIGHTING	SUR.:	PROTECTION ANGLE:

Table--1

UNIT: x10cd

C(DEG) γ (DEG)	0	5	10	15	20	25	30	35	40	45	50	55	60	65	70	75	80	85	90
0	4594	4594	4594	4594	4594	4594	4594	4594	4594	4594	4594	4594	4594	4594	4594	4594	4594	4594	4594
5	4516	4492	4468	4446	4425	4405	4392	4382	4364	4341	4329	4322	4320	4309	4285	4263	4262	4290	4342
10	4567	4495	4427	4366	4311	4264	4209	4141	4092	4070	4058	4048	4037	4055	4059	4064	4059	4051	4090
15	3820	3748	3692	3652	3632	3621	3626	3633	3621	3614	3619	3629	3635	3683	3731	3793	3821	3840	3838
20	3091	3020	2969	2944	2932	2924	2943	2962	2999	3011	3028	3017	3029	3049	3078	3115	3146	3151	3149
25	2501	2427	2381	2355	2339	2337	2380	2402	2399	2368	2355	2354	2370	2380	2398	2433	2452	2458	2460
30	1841	1773	1737	1729	1745	1772	1780	1754	1726	1724	1728	1725	1740	1759	1762	1771	1784	1768	1771
35	1226	1166	1134	1133	1158	1173	1159	1147	1143	1133	1134	1133	1157	1189	1215	1216	1233	1228	1234
40	690	640	622	633	650	631	622	619	614	632	671	692	700	697	701	694	694	692	697
45	216	185	175	183	218	229	200	185	275	315	342	331	302	259	217	187	161	158	160
50	20.8	20.8	20.9	21.1	28.4	40.0	21.4	38.2	81.0	120	102	51.0	22.8	31.8	43.8	65.8	84.3	104	114
55	17.9	18.6	18.4	18.8	19.2	17.6	18.5	21.5	24.6	17.8	15.6	16.6	19.5	24.8	31.7	42.5	53.4	63.1	68.7
60	21.6	21.3	21.1	20.4	21.2	18.1	18.5	22.2	18.3	14.1	12.6	14.2	17.2	20.3	23.0	24.7	24.9	23.8	23.2
65	11.0	10.1	10.2	10.4	10.9	9.31	11.8	12.7	10.4	7.83	8.03	11.2	13.9	15.6	16.2	16.5	16.4	16.3	16.2
70	2.28	2.24	2.34	2.53	2.71	2.71	4.37	4.24	2.16	2.79	4.54	6.67	8.50	9.47	9.72	9.70	9.50	9.36	9.30
75	2.19	2.14	2.08	2.12	1.75	2.00	2.01	1.62	1.51	1.74	2.38	3.18	3.66	3.64	3.33	2.96	2.63	2.43	2.36
80	0.73	0.72	0.69	0.79	0.85	1.07	1.02	0.89	0.89	0.88	0.81	0.71	0.58	0.42	0.28	0.16	0.07	0.02	0.00
85	0.16	0.13	0.21	0.29	0.29	0.15	0.00	0.00	0.00	0.00	0.00	0.00	0.00	0.00	0.00	0.00	0.00	0.00	0.00
90	0.07	0.00	0.00	0.00	0.00	0.00	0.00	0.00	0.00	0.00	0.00	0.00	0.00	0.00	0.00	0.00	0.00	0.00	0.00

C Range: 0 - 360DEG
 C Interval: 5.0DEG
 Test Speed: HIGH
 Temperature:25.3DEG
 Operators:
 Test Date:2015-03-24

γ Range: 0 - 90DEG
 γ Interval: 0.5DEG
 Test System:EVERFINE GO-2000B_V1 SYSTEM V2.0.287
 Humidity:65.0%
 Test Distance:8.000m [K=1.0000]
 Remarks: 反光杯: 45度
 电源: 明纬 2*HLG-240H-36A

LUMINOUS DISTRIBUTION INTENSITY DATA

Test:U:220.1V I:1.832A P:394.7W PF:0.9780 Lamp Flux:36572.4x1 lm		
NAME: LED HIGH BAY LIGHT	TYPE:IP65	WEIGHT:5
SPEC.:CREE XTE	DIM.:	SERIAL No.:
MFR.:QINHAN LIGHTING	SUR.:	PROTECTION ANGLE:

Table--2

UNIT: x10cd

C(DEG) γ (DEG)	95	100	105	110	115	120	125	130	135	140	145	150	155	160	165	170	175	180	185
0	4594	4594	4594	4594	4594	4594	4594	4594	4594	4594	4594	4594	4594	4594	4594	4594	4594	4594	4594
5	4375	4372	4350	4334	4331	4338	4343	4354	4369	4385	4400	4412	4427	4447	4468	4491	4514	4538	4523
10	4096	4075	4078	4073	4076	4066	4063	4070	4105	4137	4167	4199	4251	4329	4402	4473	4546	4621	4560
15	3816	3831	3808	3763	3705	3683	3666	3657	3674	3672	3681	3716	3746	3765	3786	3835	3900	3983	3913
20	3140	3146	3137	3100	3092	3064	3057	3049	3060	3043	3028	3005	2999	2998	3017	3059	3119	3196	3137
25	2456	2460	2443	2430	2408	2391	2393	2392	2405	2440	2464	2417	2401	2397	2427	2465	2525	2607	2543
30	1765	1780	1790	1778	1775	1768	1756	1760	1760	1771	1803	1848	1842	1822	1818	1835	1864	1926	1882
35	1225	1234	1229	1223	1217	1184	1155	1158	1168	1186	1201	1232	1264	1251	1215	1213	1243	1304	1260
40	693	699	701	711	715	713	709	697	656	643	665	673	689	724	706	697	715	770	731
45	162	168	191	224	267	310	344	355	331	286	215	230	266	272	237	221	234	274	248
50	108	88.5	68.2	44.8	32.6	25.6	54.2	107	124	98.0	42.7	23.5	50.6	35.3	26.5	23.2	22.5	23.2	22.7
55	65.5	55.1	44.8	32.8	25.9	21.2	18.0	16.3	17.4	24.9	21.8	19.0	17.0	18.5	17.8	16.5	16.9	16.3	16.4
60	23.9	25.1	25.3	23.7	21.2	18.3	15.3	13.3	14.0	17.8	22.6	19.3	18.2	21.7	20.8	21.5	22.0	22.2	22.1
65	16.3	16.5	16.7	16.7	16.1	14.6	12.2	8.64	8.03	10.7	13.7	13.3	10.6	12.0	11.9	12.3	12.8	13.9	13.7
70	9.36	9.56	9.83	10.0	9.76	8.96	7.30	5.03	3.17	2.49	4.72	5.20	3.21	3.09	2.88	2.72	2.56	2.62	2.67
75	2.44	2.65	2.99	3.40	3.72	3.81	3.44	2.65	1.96	1.73	1.84	2.16	2.11	1.88	2.20	2.18	2.26	2.34	2.31
80	0.02	0.07	0.16	0.28	0.43	0.58	0.73	0.84	0.96	1.02	1.05	1.19	1.20	0.96	0.90	0.80	0.83	0.91	0.91
85	0.00	0.00	0.00	0.00	0.00	0.00	0.00	0.00	0.00	0.00	0.00	0.00	0.21	0.48	0.50	0.33	0.18	0.23	0.21
90	0.00	0.00	0.00	0.00	0.00	0.00	0.00	0.00	0.00	0.00	0.00	0.00	0.00	0.00	0.00	0.00	0.00	0.09	0.00

C Range: 0 - 360DEG
 C Interval: 5.0DEG
 Test Speed: HIGH
 Temperature:25.3DEG
 Operators:
 Test Date:2015-03-24

γ Range: 0 - 90DEG
 γ Interval: 0.5DEG
 Test System:EVERFINE GO-2000B_V1 SYSTEM V2.0.287
 Humidity:65.0%
 Test Distance:8.000m [K=1.0000]
 Remarks: 反光杯: 45度
 电源: 明纬 2*HLG-240H-36A

LUMINOUS DISTRIBUTION INTENSITY DATA

Test:U:220.1V I:1.832A P:394.7W PF:0.9780 Lamp Flux:36572.4x1 lm		
NAME: LED HIGH BAY LIGHT	TYPE:IP65	WEIGHT:5
SPEC.:CREE XTE	DIM.:	SERIAL No.:
MFR.:QINHAN LIGHTING	SUR.:	PROTECTION ANGLE:

Table--3

UNIT: x10cd

C(DEG) γ (DEG)	190	195	200	205	210	215	220	225	230	235	240	245	250	255	260	265	270	275	280
0	4594	4594	4594	4594	4594	4594	4594	4594	4594	4594	4594	4594	4594	4594	4594	4594	4594	4594	4594
5	4508	4494	4481	4469	4461	4456	4448	4440	4431	4425	4424	4429	4439	4456	4472	4469	4440	4389	4354
10	4500	4445	4389	4327	4292	4279	4271	4259	4241	4231	4241	4253	4262	4271	4296	4299	4287	4238	4238
15	3863	3831	3828	3828	3818	3799	3811	3820	3850	3897	3962	4003	4048	4092	4125	4143	4134	4113	4084
20	3094	3067	3058	3073	3105	3141	3176	3237	3247	3266	3289	3357	3395	3408	3420	3435	3412	3399	3364
25	2502	2487	2485	2507	2553	2620	2575	2553	2551	2567	2585	2609	2661	2689	2694	2708	2690	2679	2649
30	1870	1876	1891	1941	1967	1930	1913	1917	1908	1926	1936	1963	1976	1982	1977	1978	1968	1956	1951
35	1249	1277	1337	1362	1335	1314	1316	1300	1300	1316	1355	1365	1390	1399	1408	1409	1406	1395	1382
40	727	761	794	770	766	766	763	771	798	812	830	833	840	841	847	845	844	838	829
45	252	292	316	306	296	306	374	411	417	398	367	343	312	293	289	281	282	282	277
50	24.2	29.9	50.2	61.7	29.3	76.2	140	158	129	63.9	37.0	72.3	98.0	137	169	187	196	188	161
55	16.0	17.1	17.5	16.1	19.2	22.2	30.8	15.8	16.8	20.4	27.0	39.2	58.9	79.3	96.2	105	109	106	91.8
60	21.6	21.2	21.6	18.7	20.4	22.5	16.6	13.7	14.9	18.3	22.2	26.5	31.0	31.1	28.5	24.9	23.2	24.9	28.2
65	13.8	14.4	13.8	13.2	16.0	14.7	10.9	9.49	12.1	16.2	18.1	18.6	18.3	17.5	17.0	16.5	16.3	16.5	16.9
70	2.95	3.35	3.54	4.32	6.55	5.22	2.86	4.62	7.34	9.82	11.1	11.4	10.9	10.3	9.84	9.54	9.40	9.51	9.85
75	2.26	2.35	1.98	2.32	2.19	1.79	1.78	2.34	3.49	4.34	4.50	4.15	3.61	3.12	2.76	2.55	2.48	2.54	2.74
80	0.91	0.97	0.99	1.17	1.06	0.89	0.91	0.90	0.86	0.75	0.61	0.45	0.29	0.17	0.07	0.02	0.00	0.02	0.07
85	0.22	0.23	0.21	0.11	0.00	0.00	0.00	0.00	0.00	0.00	0.00	0.00	0.00	0.00	0.00	0.00	0.00	0.00	0.00
90	0.00	0.00	0.00	0.00	0.00	0.00	0.00	0.00	0.00	0.00	0.00	0.00	0.00	0.00	0.00	0.00	0.00	0.00	0.00

C Range: 0 - 360DEG
 C Interval: 5.0DEG
 Test Speed: HIGH
 Temperature:25.3DEG
 Operators:
 Test Date:2015-03-24

γ Range: 0 - 90DEG
 γ Interval: 0.5DEG
 Test System:EVERFINE GO-2000B_V1 SYSTEM V2.0.287
 Humidity:65.0%
 Test Distance:8.000m [K=1.0000]
 Remarks: 反光杯: 45度
 电源: 明纬 2*HLG-240H-36A

LUMINOUS DISTRIBUTION INTENSITY DATA

Test:U:220.1V I:1.832A P:394.7W PF:0.9780 Lamp Flux:36572.4x1 lm		
NAME: LED HIGH BAY LIGHT	TYPE:IP65	WEIGHT:5
SPEC.:CREE XTE	DIM.:	SERIAL No.:
MFR.:QINHAN LIGHTING	SUR.:	PROTECTION ANGLE:

Table--4

UNIT: x10cd

C(DEG) γ (DEG)	285	290	295	300	305	310	315	320	325	330	335	340	345	350	355				
0	4594	4594	4594	4594	4594	4594	4594	4594	4594	4594	4594	4594	4594	4594	4594				
5	4352	4370	4391	4398	4391	4390	4395	4413	4426	4430	4438	4451	4466	4482	4498				
10	4236	4204	4193	4174	4184	4186	4194	4202	4234	4286	4326	4357	4399	4450	4506				
15	4014	3956	3910	3862	3821	3770	3748	3732	3717	3690	3682	3680	3683	3711	3757				
20	3331	3309	3274	3215	3187	3160	3150	3090	3048	3002	2984	2979	2980	2997	3034				
25	2629	2605	2557	2527	2509	2492	2475	2501	2512	2447	2414	2395	2394	2406	2441				
30	1950	1932	1925	1900	1879	1857	1840	1839	1847	1872	1841	1801	1772	1766	1789				
35	1378	1363	1346	1327	1283	1262	1254	1238	1240	1244	1249	1223	1168	1160	1177				
40	818	820	819	802	791	773	743	712	702	687	687	698	668	648	653				
45	280	296	329	355	386	402	379	340	257	249	259	252	213	190	191				
50	127	86.5	54.6	34.5	60.8	122	146	120	55.1	27.5	47.1	34.0	23.5	21.9	21.1				
55	74.4	55.3	35.6	25.4	20.1	17.4	17.7	27.6	22.6	19.4	17.7	18.8	18.5	18.0	18.4				
60	30.1	29.5	24.8	20.6	17.2	14.6	14.4	17.7	22.4	19.4	18.4	21.5	20.8	21.3	21.4				
65	17.4	17.8	17.6	16.5	14.2	10.6	9.15	10.9	13.6	13.4	10.7	11.7	11.5	10.8	10.5				
70	10.3	10.7	10.7	10.1	8.62	6.18	3.84	2.67	4.70	5.26	3.28	3.01	2.77	2.45	2.30				
75	3.07	3.50	3.91	4.09	3.82	2.98	2.07	1.66	1.73	2.11	2.14	1.87	2.19	2.13	2.16				
80	0.16	0.28	0.43	0.57	0.69	0.77	0.81	0.80	0.81	0.97	1.06	0.89	0.84	0.74	0.72				
85	0.00	0.00	0.00	0.00	0.00	0.00	0.00	0.00	0.00	0.00	0.09	0.17	0.17	0.18	0.14				
90	0.00	0.00	0.00	0.00	0.00	0.00	0.00	0.00	0.00	0.00	0.00	0.00	0.00	0.00	0.00				

C Range: 0 - 360DEG
 C Interval: 5.0DEG
 Test Speed: HIGH
 Temperature:25.3DEG
 Operators:
 Test Date:2015-03-24

γ Range: 0 - 90DEG
 γ Interval: 0.5DEG
 Test System:EVERFINE GO-2000B_V1 SYSTEM V2.0.287
 Humidity:65.0%
 Test Distance:8.000m [K=1.0000]
 Remarks: 反光杯: 45度
 电源: 明纬 2*HLG-240H-36A