



for

LED



GooLED

GooLED-LUN-8665 Pin Fin LED Heat Sink Φ 86.5mm for Luminus

Features VS Benefits

- * The GooLED-LUN-8665 Luminus Pin Fin LED Heat Sinks are specifically designed for luminaires using the Luminus LED engines.
- * Mechanical compatibility with direct mounting of the LED engines to the LED cooler and thermal performance matching the lumen packages.
- * For spotlight and downlight designs from 1,800 to 5,200 lumen.
- * Thermal resistance range R_{th} 1.56°C/W.
- * Modular design with mounting holes foreseen for direct mounting of Luminus COB series.
- * Diameter 86.5mm - standard height 65.0mm, Other heights on request.
- * Forged from highly conductive aluminum.



Zhaga LED engine and radiator assembly is a unified future international standardization

- * Below you find an overview of Luminus COB's and LED modules which standard fit on the Pin Fin LED Heat Sinks.
- * In this way mechanical after work and related costs can be avoided, and lighting designers can standardize their designs on a limited number of LED Pin Fin LED Heat Sink.



Luminus LED Modules directly Mounting Options

Luminus COB series.

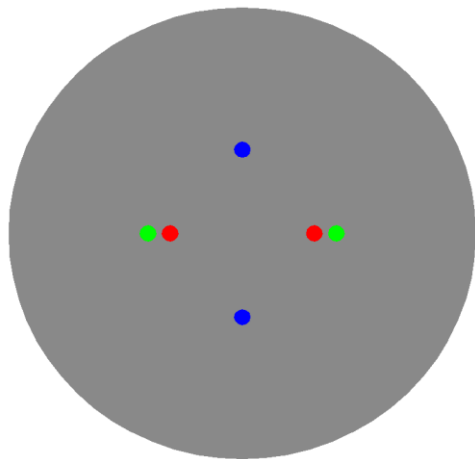
- CIM/CLM/CXM-14;
- With the Zhaga Book 3 holders for the green indicator marks.
- TE Connectivity Holder: 2213254-1;
- BJB Holder:47.319.2021.50;
- Without the holders for the red indicator marks.
- Direct mounting with machine screws M3x6.5mm.
- With the LEDiL products:
- Lena series: CN12xxx;
- Lenina series: CN12xxx; C12xxx;

Luminus COB series.

- CXM-18;
- With the Zhaga Book 3 holders for the green indicator marks.
- TE Connectivity Holder: 2213258-1;
- BJB Holder:47.319.2280.50;
- Direct mounting with machine screws M3x6.5mm.
- With the LEDiL products:
- Lena series: CN12xxx;

Luminus COB series.

- CLM-22; CXM-22;
- With the Zhaga Book 3 holders for the green indicator marks.
- TE Connectivity Holder: 2213480-1;
- BJB Holder:47.319.2030.50;
- Without the holders for the blue indicator marks.
- Direct mounting with machine screws M3x6.5mm.
- With the LEDiL products:
- Lena series: CN12xxx; CN13xxx;
- Lenina series: CN12xxx; C12xxx;



GooLED

GooLED-LUN-8665 Pin Fin LED Heat Sink Φ 86.5mm for Luminus

Mounting Options and Drawings & Dimensions

Example:GooLED-LUN-8665-B-1,2

Example:GooLED-LUN-86 **1** - **2** - **3**

1 Height (mm)

2 Anodising Color

B-Black

C-Clear

Z-Custom

3 Mounting Options - see graphics for details Combinations available

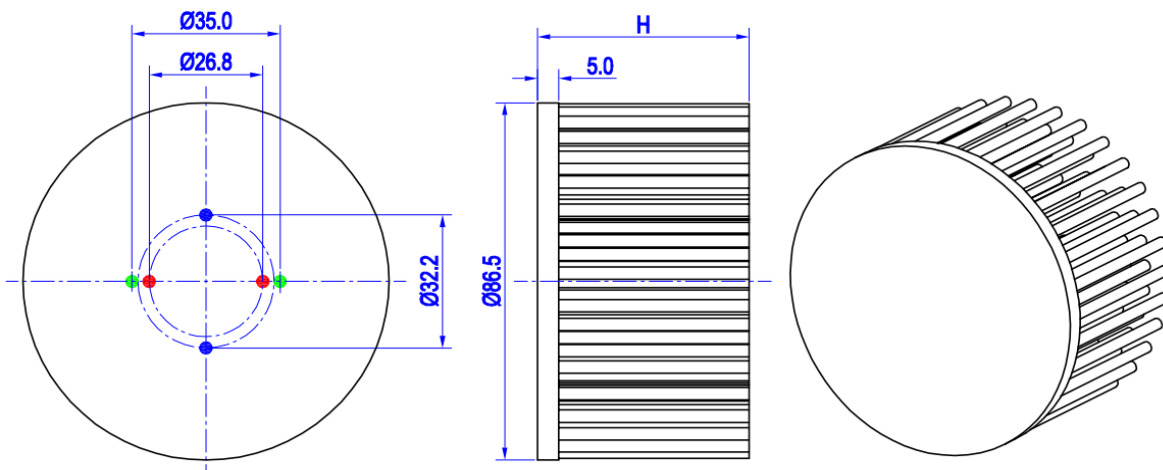
Ex.order code - 12

means option 1 and 2 combined

Notes:

- Mentioned models are an extraction of full product range.
- For specific mechanical adaptations please contact MingfaTech.
- MingfaTech reserves the right to change products or specifications without prior notice.

MOUNTING OPTION	Module type	Holder NO.	LEDiL products		THREAD	THREAD DEPTH	THREAD HOLE DISTANCE
			Lenina Series	Lena series			
1	CIM/CLM/CXM-14;	/	CN12xxx; C12xxx;	CN12xxx;	M3	6.5mm	26.8mm/ 2-@180°
2	/	/		CN12xxx; CN13xxx;	M3	6.5mm	32.2mm/ 2-@180°
3	CLM-22; CXM-22;	BJB Holder 47.319.2030.50	/	CN12xxx;	M3	6.5mm	35.0mm/ 2-@180° (Zhaga book 3)
		TE Holder 2213480-1					
	CXM-18;	BJB Holder 47.319.2280.50					
		TE Holder 2213258-1					
CIM/CLM/CXM-14;	BJB Holder 47.319.2021.50	CN12xxx; C12xxx;					
	TE Holder 2213254-1						



GooLED

GooLED-LUN-8665 Pin Fin LED Heat Sink $\Phi 86.5\text{mm}$ for Luminus

The product data table

	Model No.	GooLED-LUN-8665
	Heatsink Size	$\Phi 86.5 \times H 65\text{mm}$
	Heatsink Material	AL1070
	Finish	Black Anodized
	Weight (g)	293.0
	Dissipated power (T_{hs-amb}, 50°C)	32.0 (W)
	Cooling surface area (mm²)	95583
	Thermal Resistance (R_{hs-amb})	1.56 (°C/W)

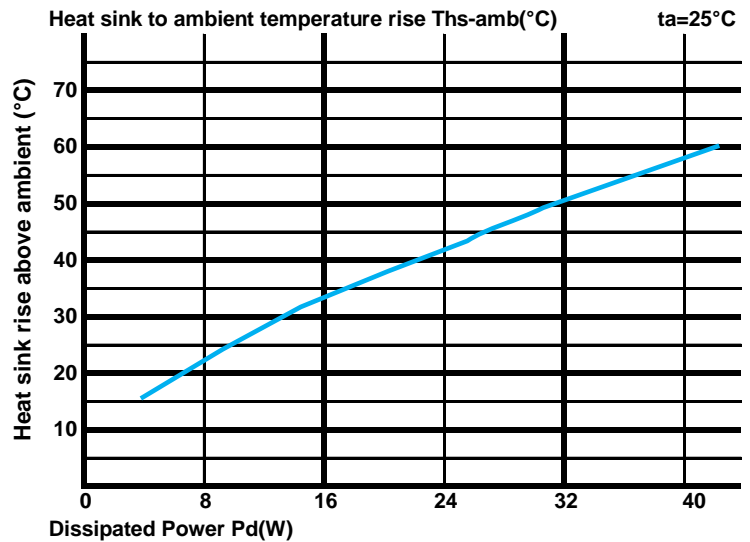
The thermal data table

* Please be aware the dissipated power Pd is not the same as the electrical power Pe of a LED module.

* To calculate the dissipated power please use the following formula: $P_d = P_e \times (1 - \eta_L)$.

Pd - Dissipated power ; Pe - Electrical power ; η_L = Light efficiency of the LED module;

Dissipated Power Pd(W)	Pd = Pe x (1- η_L)	Heat sink to ambient thermal resistance R _{hs-amb} (°C/W)	Heat sink to ambient temperature rise T _{hs-amb} (°C)
		GooLED-LUN-8665	
8.0		2.75	22.0
16.0		2.13	34.0
24.0		1.75	42.0
32.0		1.56	50.0
40.0		1.45	58.0



*The aluminum substrate side of the package outer shell is thermally connected to the heat sink via TIM (Thermal interface material).

MingFa recommends the use of a high thermal conductive interface between the LED module and the LED cooler.

Either thermal grease, A thermal pad or a phase change thermal pad thickness 0.1-0.15mm is recommended.



*Thermal resistance is a heat property and a measurement of a temperature difference by which an object or material resists a heat flow.

Geometric shapes are different, the thermal resistance is different. Formula: $\theta = (T_{hs} - T_a) / P_d$

θ - Thermal Resistance [°C/W] ; T_{hs} - Heatsink temperature ; T_a - Ambient temperature ;

*The thermal resistance between the junction section of the light-emitting diode and the aluminum substrate side of the package outer shell is R_{junction-case}, the thermal resistance of the TIM outside the package is R_{interface (TIM)} [°C/W], the thermal resistance with the heat sink is R_{heatsink-ambient} [°C/W], and the ambient temperature is T_{ambient} [°C].

*Thermal resistances outside the package R_{interface (TIM)} and R_{heatsink-ambient} can be integrated into the thermal resistance R_{case-ambient} at this point. Thus, the following formula is also used:

$$T_{\text{junction}} = (R_{\text{junction-case}} + R_{\text{case-ambient}}) \cdot P_d + T_{\text{ambient}}$$