

EtraLED

EtraLED-LUN-4850 Luminus Modular Passive Star Heat Sink Φ 48mm

Features VS Benefits

- * The EtraLED-LUN-4850 Luminus Passive Star LED Heat Sinks are specifically designed for luminaires using the Luminus LED engines.
- * Mechanical compatibility with direct mounting of the LED engines to the LED cooler and thermal performance matching the lumen packages.
- * For spotlight and downlight designs from 700 to 1,800 lumen.
- * Thermal resistance range R_{th} 4.17°C/W.
- * Modular design with mounting holes foreseen for direct mounting of Luminus COB series.
- * Diameter 48mm - standard height 80mm, Other heights on request.
- * Forged from highly conductive aluminum.



Zhaga LED engine and radiator assembly is a unified future international standardization

- * Below you find an overview of Luminus COB's and LED modules which standard fit on the srar LED heat sinks.
- * In this way mechanical after work and related costs can be avoided, and lighting designers can standardize their designs on a limited number of srar LED heat sinks.



Luminus LED Modules directly Mounting Options

Luminus COB series.

- CXM-6-AC;
- CIM/CLM/CXM-9 -AC;

With the Zhaga Book 11 holders for the green indicator marks.
 TE Connectivity Holder: 2213678-5;
 BJB Holder:47.319.6060.50;
 Without the holders for the pink indicator marks.
 Direct mounting with machine screws M3x6.5mm.

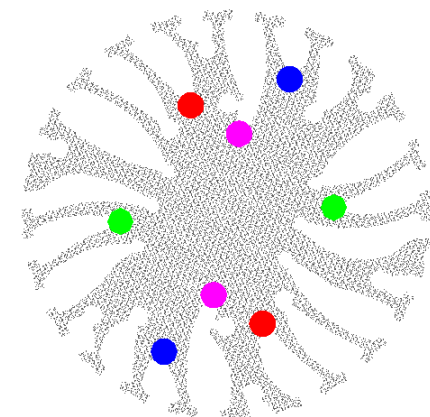
With the LEDiL products:
 Lena series: CN14xxx; C12xxx;
 Lenina series: CN14xxx; C12xxx;

Luminus COB series.

- CXM-11-AC;
- CIM/CLM/CXM-14;

With the Zhaga Book 3 holders for the blue indicator marks.
 TE Connectivity Holder: 2213254-1;
 BJB Holder:47.319.2021.50;
 Without the holders for the red indicator marks.
 Direct mounting with machine screws M3x6.5mm.

With the LEDiL products:
 Lena series: CN12xxx;
 Lenina series: CN12xxx; C12xxx;



EtraLED

EtraLED-LUN-4850 Luminus Modular Passive Star Heat Sink Φ 48mm

Mounting Options and Drawings & Dimensions

Example: EtraLED-LUN-4880-B-1,2

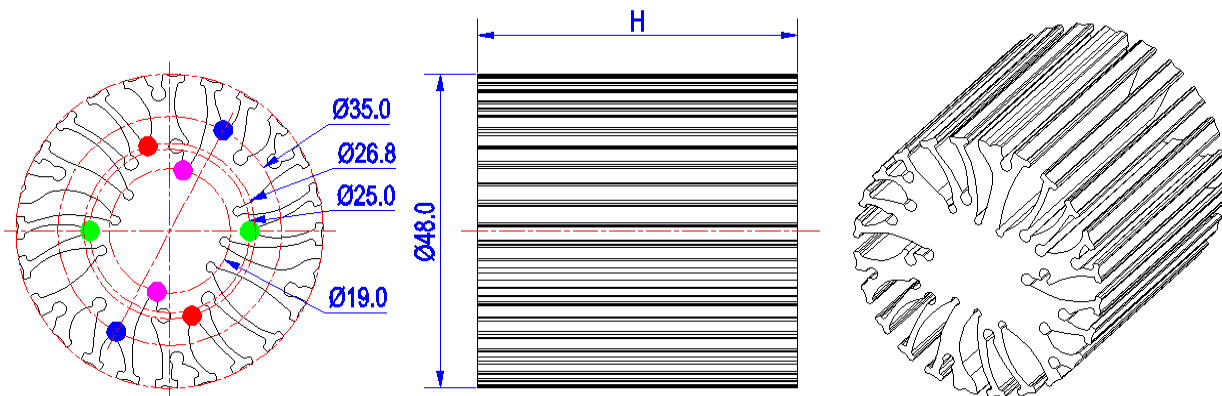
Example: EtraLED-LUN-48 **1** - **2** - **3**

- 1** Height (mm)
- 2** Anodising Color
 - B-Black
 - C-Clear
 - Z-Custom
- 3** Mounting Options - see graphics for details Combinations available
 - Ex.order code - 12
 - means option 1 and 2 combined

Notes:

- Mentioned models are an extraction of full product range.
- For specific mechanical adaptations please contact MingfaTech.
- MingfaTech reserves the right to change products or specifications without prior notice.

MOUNTING OPTION	Module type	Holder NO.	LEDiL products		THREAD	THREAD DEPTH	THREAD HOLE DISTANCE
			Lenina Series	Lena series			
1		/			M3	6.5mm	19.0mm/ 2-@180°
2	CXM-6-AC; CIM/ CLM/CXM-9 -AC;	BJB Holder 47.319.6060.50 TE Holder 2213678-5	CN14xxx; C12xxx;	CN14xxx; C12xxx;	M3	6.5mm	25.0mm/ 2-@180° (Zhaga book 11)
3		/			M3	6.5mm	26.8mm/ 2-@180°
4	CXM-11; CIM/CLM/CXM-14	BJB Holder 47.319.2021.50 TE Holder 2213254-1	CN12xxx; C12xxx;	CN12xxx;	M3	6.5mm	35.0mm/ 2-@180° (Zhaga book 3)



EtraLED

EtraLED-LUN-4850 Luminus Modular Passive Star Heat Sink Φ48mm

The product data table

	Model No.	EtraLED-LUN-4880
	Heatsink Size	Φ48xH80mm
	Heatsink Material	AL6063-T5
	Finish	Black Anodized
	Weight (g)	213.0
	Dissipated power (T_{hs-amb},50°C)	12.0 (W)
	Cooling surface area (mm²)	58826
	Thermal Resistance (R_{hs-amb})	4.17 (°C/W)

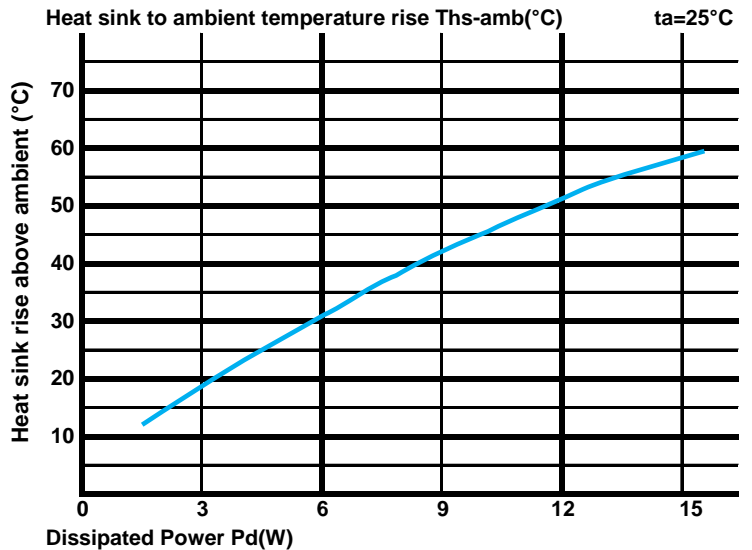
The thermal data table

* Please be aware the dissipated power Pd is not the same as the electrical power Pe of a LED module.

*To calculate the dissipated power please use the following formula: Pd = Pe x (1-ηL).

Pd - Dissipated power ; Pe - Electrical power ; ηL = Light efficiency of the LED module;

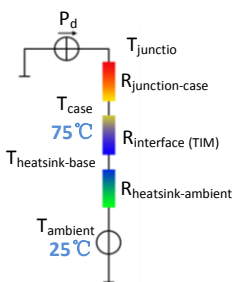
Dissipated Power Pd(W)	Pd = Pe x (1-ηL)	Heat sink to ambient thermal resistance R _{hs-amb} (°C/W)	Heat sink to ambient temperature rise Ths-amb (°C)
		EtraLED-LUN-4880	
3.0		6.00	18.0
6.0		5.00	30.0
9.0		4.67	42.0
12.0		4.17	50.0
15.0		3.87	58.0



*The aluminum substrate side of the package outer shell is thermally connected to the heat sink via TIM (Thermal interface material).

MingFa recommends the use of a high thermal conductive interface between the LED module and the LED cooler.

Either thermal grease, A thermal pad or a phase change thermal pad thickness 0.1-0.15mm is recommended.



*Thermal resistance is a heat property and a measurement of a temperature difference by which an object or material resists a heat flow.

Geometric shapes are different, the thermal resistance is different. Formula: $\theta = (T_{hs} - T_a) / P_d$

θ - Thermal Resistance [°C/W]; T_{hs} - Heatsink temperature ; T_a - Ambient temperature ;

*The thermal resistance between the junction section of the light-emitting diode and the aluminum substrate side of the package outer shell is $R_{junction-case}$, the thermal resistance of the TIM outside the package is $R_{interface (TIM)}$ [°C/W], the thermal resistance with the heat sink is $R_{heatsink-ambient}$ [°C/W], and the ambient temperature is $T_{ambient}$ [°C].

*Thermal resistances outside the package $R_{interface (TIM)}$ and $R_{heatsink-ambient}$ can be integrated into the thermal resistance $R_{case-ambient}$ at this point. Thus, the following formula is also used:

$$T_{junction} = (R_{junction-case} + R_{case-ambient}) \cdot P_d + T_{ambient}$$