



# LED



## BuLED

### XSA-388 LED light accessory to replace MR16 fittings by Xicato XTM

#### Features VS Benefits

- \* XSA-388 LED light accessory includes one LED cooler and one LED housing to be assembled with Xicato XTM LED modules to replace MR16.
- \* Mechanical compatibility with direct mounting of the LED modules to the LED cooler and thermal performance matching the lumen packages.
- \* Thermal resistance range Rth 4.2°C/W.
- \* Xicato Thermal Class **D** , ( 60° tilt angle, 40°C ambient ) .
- \* The cooler design with mounting holes foreseen for direct mounting of Xicato XTM Modules .
- \* Heatsink Diameter 48mm - Standard height 30mm , Other heights on request.
- \* Housing Diameter 50mm - Standard height 50mm , Other heights on request.
- \* Forged from highly conductive aluminum.



\*The XSA-388 LED light accessory Xicato Pin Fin Heat Sink is standard foreseen from a variety of mounting holes which allow direct mounting of all Xicato XTM LED modules and secondary optics on the Pin Fin LED heat sink.

\*In this way mechanical afterwork and related costs can be avoided, and lighting designers can standardize their designs on a limited number of LED coolers.

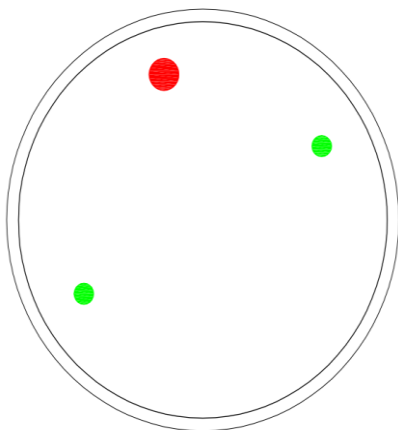
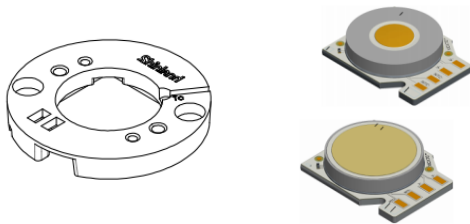
\*Below you find an overview of Xicato LED modules which standard fit on the XSA-388 LED light accessory .

\*MingFa performs thermal validation tests on each of the LED modules mounted on the LED cooler and publishes.

\*This data in the Xicato Cooler thermal validation reports.

\*For a full overview of available LED coolers for Xicato LEDs, please refer to the Xicato LED cooler overview on.

# XICATO



**XSA-388 LED light accessory, The Heatsink standard height 30mm for Xicato LED modules Mounting Options**

**Xicato XTM LED modules:**

- XTM19-8027-xxx ; XTM19-8040-xxx ;
- XTM19-8030-xxx ; XTM19-V830-xxx ;
- XTM19-8035-xxx ;

Direct mounting by Zhaga mounting holes with 2 screws M3 x 8mm; with Shinland Zhaga holder. Green indicator marks.

## BuLED

XSA-388 LED light accessory to replace MR16 fittings by Xicato XTM

### Mounting Options and Drawings & Dimensions

Example: XSA-388 -M3-B-2

Example: XSA-388-M3 - **1** - **2**

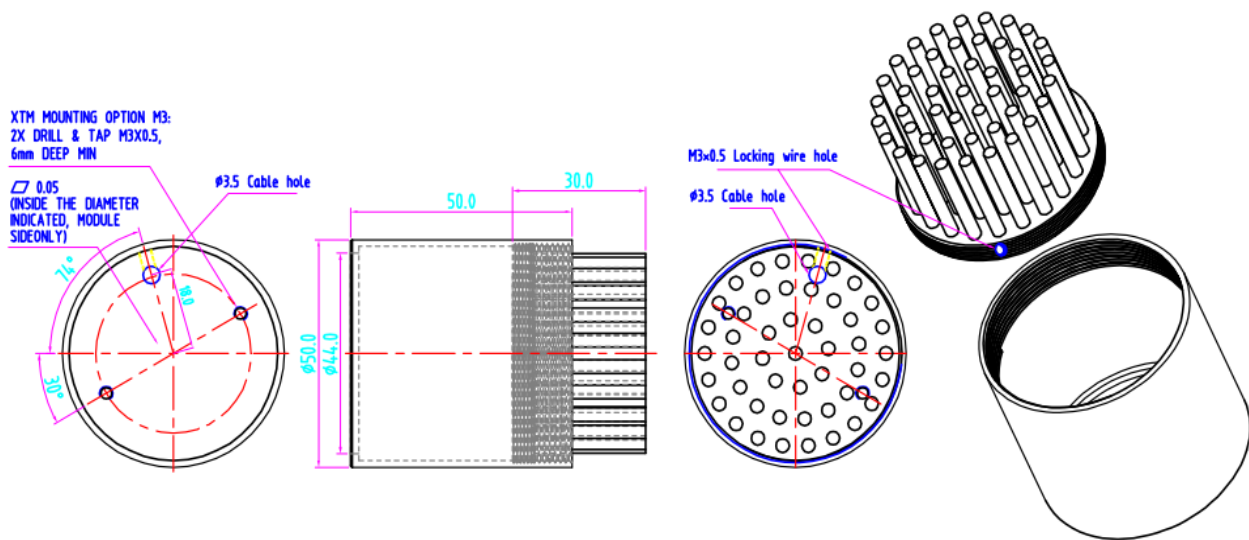
- 1** Anodising Color
  - B-Black
  - C-Clear
  - Z-Custom

- 2** Mounting Options - see graphics for details Combinations available
  - Ex.order code - 12
  - means option 1 and 2 combined



MingFa recommends the use of a high Thermal conductive interface between the LED Module and the LED cooler. Either thermal grease, A thermal pad or a phase change thermal pad Thickness 0.1-0.15mm is recommended.

MOUNTING OPTION	PART NUMBER	THREAD	THREAD DEPTH
NONE	XSA-388-M3-#-N	NONE	NONE
1	XSA-388-M3-#-1	Φ3.5	Through-hole Cable hole
2	XSA-388-M3-#-2	M3*0.5	Locking wire hole
3			




for

LED

**BuLED**

XSA-388 LED light accessory to replace MR16 fittings by Xicato XTM

The thermal data table

	 <b>BuLED</b>
<b>Model No.</b>	XSA-388
<b>Heatsink Size</b>	Φ48xH30mm
<b>Housing Size</b>	Φ50xH50mm
<b>Material (Heatsink + Housing)</b>	AL 1070+ 6063-T5
<b>Finish</b>	Black Anodized
<b>Weight(g)</b>	75
<b>Thermal Wattage</b>	12W
<b>HeatsinkOs-a<sup>2</sup></b>	14976
<b>Thermal Resistance</b>	4.2

Dissipated Power Pd(W)	Pd = Pe x (1-ηL)	Heat sink to ambient thermal resistance Rhs-amb (°C/W)	Heat sink to ambient temperature rise Ths-amb (°C)
		XSA-388	XSA-388
2.5W		6.8	17
4.5W		6.5	29
7.0W		5.7	40
9.5W		5.1	48
12.0W		4.2	50.5

