


**EtraLED**

**EtraLED-CRE-4880 CREE Modular Passive Star Heat Sink  $\Phi$ 48mm**

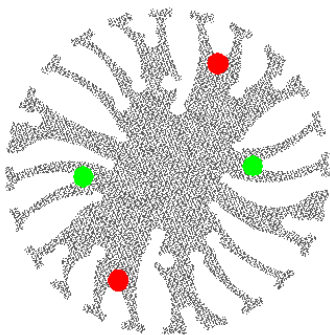
**Features VS Benefits**

- \* The EtraLED-CRE-4880 Cree Modular Passive Star LED Heat Sinks are specifically designed for luminaires using the Cree LED engines.
- \* Mechanical compatibility with direct mounting of the LED engines to the LED cooler and thermal performance matching the lumen packages.
- \* For spotlight and downlight designs from 700 to 1,800 lumen.
- \* Thermal resistance range  $R_{th}$  4.17°C/W.
- \* Modular design with mounting holes foreseen for direct mounting of Cree® XLamp® COB series.
- \* Diameter 48mm - standard height 80mm, Other heights on request.
- \* Forged from highly conductive aluminum.



**Zhaga LED engine and radiator assembly is a unified future international standardization**

- \* Below you find an overview of Cree COB's and LED modules which standard fit on the srar LED heat sinks.
- \* In this way mechanical after work and related costs can be avoided, and lighting designers can standardize their designs on a limited number of srar LED heat sinks.



**Cree LED Modules directly Mounting Options**

**Cree® XLamp® COB Series:**

- Xlamp CXA 13xx;
- Xlamp CXB 13xx;

With the Zhaga Book 11 holders for the green indicator marks.  
 IDEAL Holder:50-2100CR;  
 BJB Holder:47.319.6020.50;  
 Direct mounting with machine screws M3x6.5mm.

With the LEDiL products:  
 Olivia series: FN14637-S; FN14828-M;  
 Ronda series: FN15xxx-xx;

**Cree® XLamp® COB Series:**

- Xlamp CXA 18xx;
- Xlamp CXB 18xx;

With the Zhaga Book 3 holders for the green indicator marks.  
 IDEAL Holder:50-2101CR;  
 BJB Holder:47.319.2131.50;  
 Direct mounting with machine screws M3x6.5mm.

With the LEDiL products:  
 Olivia series: FN14637-S; FN14828-M;  
 Ronda series: FN15xxx-xx;

**Cree® XLamp® COB Series:**

- Xlamp CXA 15xx;
- Xlamp CXB 15xx;

With the Zhaga Book 11 holders for the red indicator marks.  
 IDEAL Holder:50-2001CR;  
 BJB Holder:47.319.6104.50;  
 AAG.STUCCHI holder:8400-G2;  
 Direct mounting with machine screws M3x6.5mm.

With the LEDiL products:  
 Ronda series: FN15xxx-xx;

**EtraLED**

**EtraLED-CRE-4880 CREE Modular Passive Star Heat Sink  $\Phi$ 48mm**

**Mounting Options and Drawings & Dimensions**

Example: EtraLED-CRE-4880-B-1,2

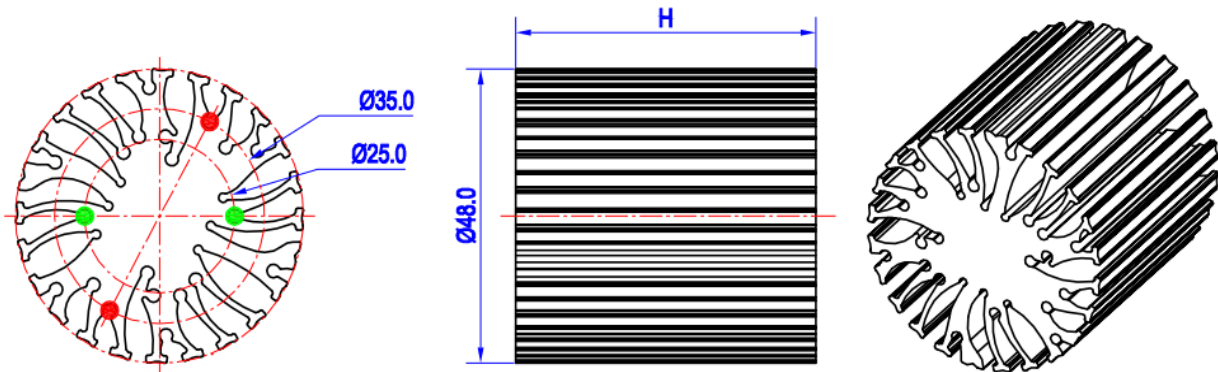
Example: EtraLED-CRE-48 **1** - **2** - **3**

- 1** Height (mm)
- 2** Anodising Color
  - B-Black
  - C-Clear
  - Z-Custom
- 3** Mounting Options - see graphics for details Combinations available
  - Ex.order code - 12
  - means option 1 and 2 combined

**Notes:**

- Mentioned models are an extraction of full product range.
- For specific mechanical adaptations please contact MingfaTech.
- MingfaTech reserves the right to change products or specifications without prior notice.

MOUNTING OPTION	Module type	Holder NO.	LEDiL products		THREAD	THREAD DEPTH	THREAD HOLE DISTANCE
			Olivia series	Ronda series			
1	Xlamp CXA 13xx; Xlamp CXB 13xx;	BJB Holder 47.319.6104.50	FN14637-S;		M3	6.5mm	25.0mm/ 2-@180° (Zhaga Book 11)
		IDEAL Holder 50-2001CR					
	Xlamp CXA 15xx; Xlamp CXB 15xx;	BJB Holder 47.319.6104.50	/				
		AAG.STUCCHI 8400-G2					
		IDEAL Holder 50-2001CR	FN15xxx-xx;				
2	Xlamp CXA 18xx; Xlamp CXB 18xx;	BJB Holder 47.319.2131.50	FN14637-S; FN14828-M;		M3	6.5mm	35.0mm/ 2-@180° (Zhaga Book 3)
		IDEAL Holder 50-2101CR					



## EtraLED

### EtraLED-CRE-4880 CREE Modular Passive Star Heat Sink $\Phi 48\text{mm}$

#### The product data table

	<b>Model No.</b>	EtraLED-CRE-4880
	<b>Heatsink Size</b>	$\Phi 48 \times H 80\text{mm}$
	<b>Heatsink Material</b>	AL6063-T5
	<b>Finish</b>	Black Anodized
	<b>Weight (g)</b>	213.0
	<b>Dissipated power (T<sub>hs-amb</sub>, 50°C)</b>	12.0 (W)
	<b>Cooling surface area (mm<sup>2</sup>)</b>	58826
	<b>Thermal Resistance (R<sub>hs-amb</sub>)</b>	4.17 (°C/W)

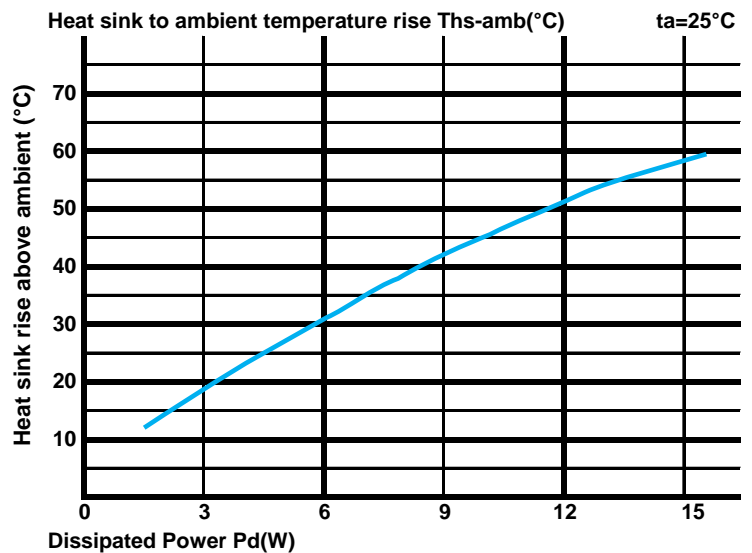
#### The thermal data table

\* Please be aware the dissipated power Pd is not the same as the electrical power Pe of a LED module.

\*To calculate the dissipated power please use the following formula:  $P_d = P_e \times (1 - \eta_L)$ .

Pd - Dissipated power ; Pe - Electrical power ;  $\eta_L$  = Light efficiency of the LED module;

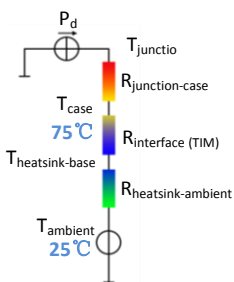
Dissipated Power Pd(W)	Pd = Pe x (1- $\eta_L$ )	Heat sink to ambient thermal resistance R <sub>hs-amb</sub> (°C/W)	Heat sink to ambient temperature rise Ths-amb (°C)
		EtraLED-CRE-4880	
3.0		6.00	18.0
6.0		5.00	30.0
9.0		4.67	42.0
12.0		4.17	50.0
15.0		3.87	58.0



\*The aluminum substrate side of the package outer shell is thermally connected to the heat sink via TIM (Thermal interface material).

MingFa recommends the use of a high thermal conductive interface between the LED module and the LED cooler.

Either thermal grease, A thermal pad or a phase change thermal pad thickness 0.1-0.15mm is recommended.



\*Thermal resistance is a heat property and a measurement of a temperature difference by which an object or material resists a heat flow.

Geometric shapes are different, the thermal resistance is different. Formula:  $\theta = (T_{hs} - T_a) / P_d$

$\theta$  - Thermal Resistance [°C/W];  $T_{hs}$  - Heatsink temperature ;  $T_a$  - Ambient temperature ;

\*The thermal resistance between the junction section of the light-emitting diode and the aluminum substrate side of the package outer shell is  $R_{junction-case}$ , the thermal resistance of the TIM outside the package is  $R_{interface (TIM)}$  [°C/W], the thermal resistance with the heat sink is  $R_{heatsink-ambient}$  [°C/W], and the ambient temperature is  $T_{ambient}$  [°C].

\*Thermal resistances outside the package  $R_{interface (TIM)}$  and  $R_{heatsink-ambient}$  can be integrated into the thermal resistance  $R_{case-ambient}$  at this point. Thus, the following formula is also used:

$$T_{junction} = (R_{junction-case} + R_{case-ambient}) \cdot P_d + T_{ambient}$$