

EtraLED

EtraLED-NIC-4880 Nichia Modular Passive Star LED Heat Sink Φ 48mm

Features VS Benefits

- * The EtraLED-NIC-4880 Nichia Passive Star LED Heat Sinks are specifically designed for luminaires using the Nichia LED engines.
- * Mechanical compatibility with direct mounting of the LED engines to the LED cooler and thermal performance matching the lumen packages.
- * For spotlight and downlight designs from 700 to 1,800 lumen.
- * Thermal resistance range R_{th} 4.17°C/W.
- * Modular design with mounting holes foreseen for direct mounting of Nichia COB series.
- * Diameter 48.0mm - standard height 80.0mm, Other heights on request.
- * Forged from highly conductive aluminum.



Zhaga LED engine and radiator assembly is a unified future international standardization

- * Below you find an overview of Nichia COB's and LED modules which standard fit on the srar LED heat sinks.
- * In this way mechanical after work and related costs can be avoided, and lighting designers can standardize their designs on a limited number of srar LED heat sinks.



Nichia LED Modules directly Mounting Options

Nichia COB LED modules name:

NFCWL036B;
NFCLL036B;
NFCWL060B;
NFCLL060B;

With the Zhaga Book 3 Holders:

Ideal Holder:50-2100NC;
TE LED Holder:2213382-2;

Direct mounting with machine screws M3x6.5mm, Green indicator marks.

With the LEDiL products:

Lena series: CN14xxx; C13xxx; C12xxx;
Ronda series: FN15xxx-xx;

Nichia COB LED modules name:

NVCWL024Z;
NVCLL024Z;
NVNWS007Z;
NJCWS024Z;

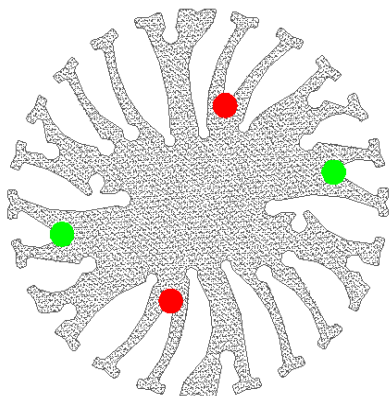
With the Zhaga Book 11 Holders:

BJB holder:47.319.6180.50;
TE LED Holder:2213118-1;

Direct mounting with machine screws M3x8mm, Red indicator marks.

With the LEDiL products:

Lena series: CN14xxx; C13xxx; C12xxx;
Ronda series: FN15xxx-xx;



EtraLED

EtraLED-NIC-4880 Nichia Modular Passive Star LED Heat Sink Φ 48mm

Mounting Options and Drawings & Dimensions

Example: EtraLED-NIC-4880-B-1,2

Example: EtraLED-NIC-48 **1** - **2** - **3**

1 Height (mm)

2 Anodising Color

B-Black

C-Clear

Z-Custom

3 Mounting Options - see graphics for details Combinations available

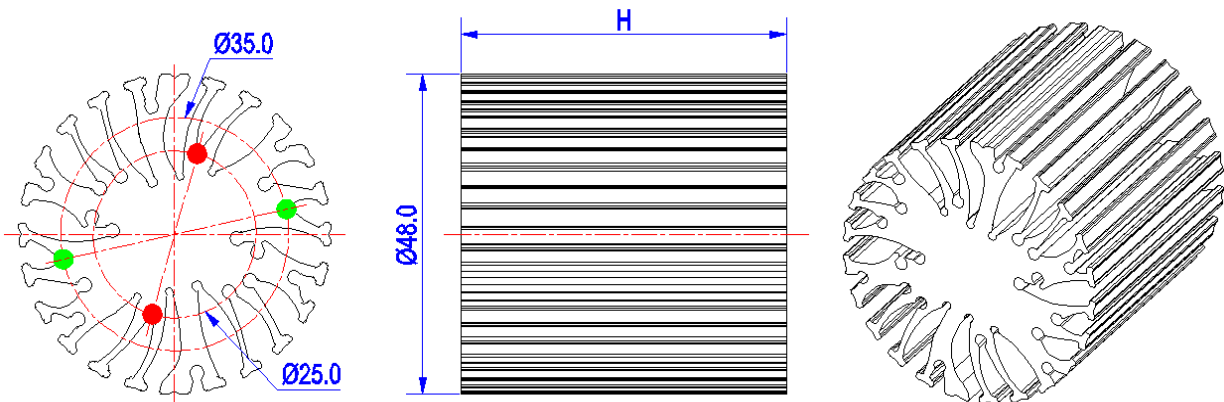
Ex.order code - 12

means option 1 and 2 combined

Notes:

- Mentioned models are an extraction of full product range.
- For specific mechanical adaptations please contact MingfaTech.
- MingfaTech reserves the right to change products or specifications without prior notice.

MOUNTING OPTION	Module type	Holder NO.	LEDiL products		THREAD	THREAD DEPTH	THREAD HOLE DISTANCE
			Lena series	Ronda series			
N	/	None	None	None	None	None	None
1	NVCWL024Z; NVCLL024Z; NVNWS007Z; NJCWS024Z;	BJB Holder 47.319.6180.50	CN14xxx; C13xxx; C12xxx;	FN15xxx-xx	M3	6.5mm	25.0mm/ 2-@180° (Zhaga book 11)
		TE Holder 2213118-1					
2	NFCWL036B; NFCLL036B; NFCWL060B; NFCLL060B;	Ideal Holder 50-2100NC			M3	6.5mm	35.0mm/ 2-@180° (Zhaga book 3)
		TE Holder 2213382-2					



EtraLED

EtraLED-NIC-4880 Nichia Modular Passive Star LED Heat Sink Φ48mm

The product data table

	Model No.	EtraLED-NIC-4880
	Heatsink Size	Φ48xH80mm
	Heatsink Material	AL6063-T5
	Finish	Black Anodized
	Weight (g)	213.0
	Dissipated power (T_{hs-amb},50°C)	12.0 (W)
	Cooling surface area (mm²)	58826
	Thermal Resistance (R_{hs-amb})	4.17 (°C/W)

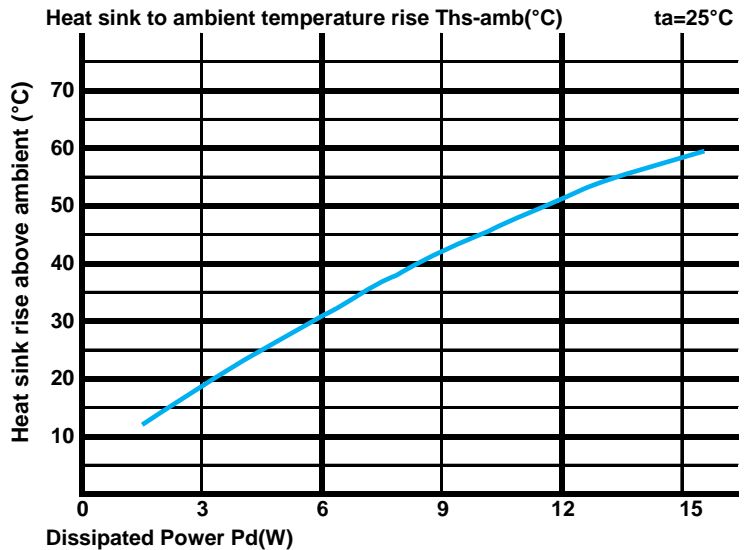
The thermal data table

* Please be aware the dissipated power Pd is not the same as the electrical power Pe of a LED module.

*To calculate the dissipated power please use the following formula: Pd = Pe x (1-ηL).

Pd - Dissipated power ; Pe - Electrical power ; ηL = Light efficiency of the LED module;

Dissipated Power Pd(W)	Pd = Pe x (1-ηL)	Heat sink to ambient thermal resistance R _{hs-amb} (°C/W)	Heat sink to ambient temperature rise T _{hs-amb} (°C)
		EtraLED-NIC-4880	
3.0		6.00	18.0
6.0		5.00	30.0
9.0		4.67	42.0
12.0		4.17	50.0
15.0		3.87	58.0



*The aluminum substrate side of the package outer shell is thermally connected to the heat sink via TIM (Thermal interface material).

MingFa recommends the use of a high thermal conductive interface between the LED module and the LED cooler.

Either thermal grease, A thermal pad or a phase change thermal pad thickness 0.1-0.15mm is recommended.



*Thermal resistance is a heat property and a measurement of a temperature difference by which an object or material resists a heat flow.

Geometric shapes are different, the thermal resistance is different. Formula: $\theta = (T_{hs} - T_a) / P_d$

θ - Thermal Resistance [°C/W]; T_{hs} - Heatsink temperature; T_a - Ambient temperature;

*The thermal resistance between the junction section of the light-emitting diode and the aluminum substrate side of the package outer shell is $R_{junction-case}$, the thermal resistance of the TIM outside the package is $R_{interface (TIM)}$ [°C/W], the thermal resistance with the heat sink is $R_{heatsink-ambient}$ [°C/W], and the ambient temperature is $T_{ambient}$ [°C].

*Thermal resistances outside the package $R_{interface (TIM)}$ and $R_{heatsink-ambient}$ can be integrated into the thermal resistance $R_{case-ambient}$ at this point. Thus, the following formula is also used:

$$T_{junction} = (R_{junction-case} + R_{case-ambient}) \cdot P_d + T_{ambient}$$