


EtraLED

EtraLED-SEO-4880 Seoul Modular Passive Star LED Heat Sink Φ 48mm

Features VS Benefits

- * The EtraLED-SEO-4880 Seoul Passive Star LED Heat Sinks are specifically designed for luminaires using the Seoul LED engines.
- * Mechanical compatibility with direct mounting of the LED engines to the LED cooler and thermal performance matching the lumen packages.
- * For spotlight and downlight designs from 700 to 1,800 lumen.
- * Thermal resistance range R_{th} 4.17°C/W.
- * Modular design with mounting holes foreseen for direct mounting of Seoul COB series.
- * Diameter 48.0mm - standard height 80.0mm, Other heights on request.
- * Forged from highly conductive aluminum.

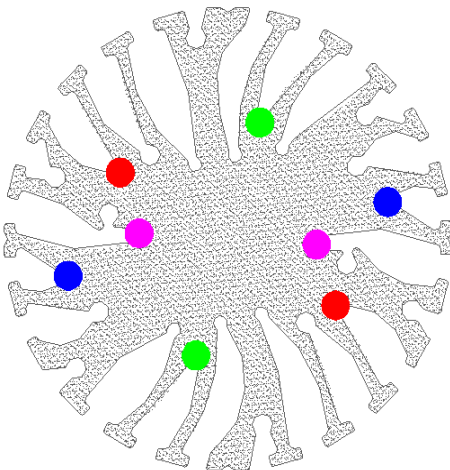


Zhaga LED engine and radiator assembly is a unified future international standardization

- * Below you find an overview of Seoul COB's and LED modules which standard fit on the srar LED heat sinks.
- * In this way mechanical after work and related costs can be avoided, and lighting designers can standardize their designs on a limited number of srar LED heat sinks.



SEoul SEMICONDUCTOR



Seoul LED Modules directly Mounting Options

Seoul COB Series, Size 13.5x13.5mm.

- | | |
|------------|------------|
| SAW80661A; | SDW01F1C; |
| SAW90661A; | SDW81F1B; |
| SAW810xxx; | SDW81F1C; |
| SAW910xxx; | SDW81F1DY; |

With the Zhaga Book 11 holders for the green indicator marks.
 BJB holder: 47.319.6294.50; AAG.STUCCHI: 8100-G2
 Without the holders for the pink indicator marks.
 Direct mounting with machine screws M3x6.5mm.

With the LEDiL products:
 Olivia series: FN14637-S
 Ronda series: FN15972-xxx; FN15971-xxx; FN15969-xxx;

Seoul COB Series, Size 19x19mm.

- | | |
|-----------|-----------|
| SDW02F1C; | SDW82F1C; |
| SDW03F1C; | SDW83F1C; |
| SDW92F1C; | |

With the Zhaga Book 3 holders for the blue indicator marks.
 BJB holder: 47.319.2021.50; AAG.STUCCHI: 8101-G2
 Without the holders for the red indicator marks.
 Direct mounting with machine screws M3x6.5mm.

With the LEDiL products:
 Olivia series: FN14637-S; FN14828-M;
 Ronda series: FN15xxx-xx;

EtraLED

EtraLED-SEO-4880 Seoul Modular Passive Star LED Heat Sink Φ 48mm

Mounting Options and Drawings & Dimensions

Example: EtraLED-SEO-4880-B-1,2

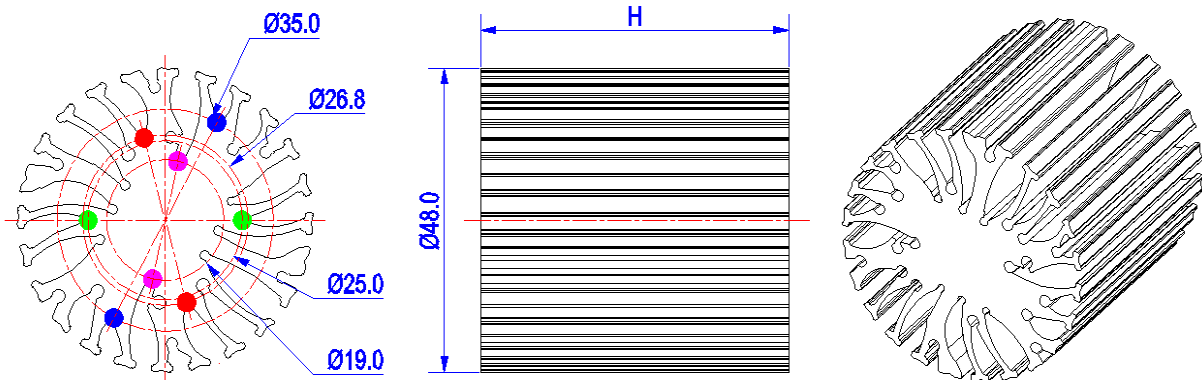
Example: EtraLED-SEO-48 **1** - **2** - **3**

- 1** Height (mm)
- 2** Anodising Color
B-Black
C-Clear
Z-Custom
- 3** Mounting Options - see graphics for details Combinations available
Ex.order code - 12
means option 1 and 2 combined

Notes:

- Mentioned models are an extraction of full product range.
- For specific mechanical adaptations please contact MingfaTech.
- MingfaTech reserves the right to change products or specifications without prior notice.

MOUNTING OPTION	Module type	Holder NO.	LEDiL products		THREAD	THREAD DEPTH	THREAD HOLE DISTANCE
			Olivia series	Ronda series			
1	COB Size 13.5x13.5mm	/	FN14637-S;	FN15972-xxx; FN15971-xxx; FN15969-xxx;	M3	6.5mm	19.0mm/ 2-@180°
2		BJB Holder 47.319.2021.50 AAG.STUCCHI 8101-G2			M3	6.5mm	25.0mm/ 2-@180° (Zhaga book 11)
3	COB Size 19x19mm	/	FN14637-S; FN14828-M;	FN15xxx-xx;	M3	6.5mm	26.8mm/ 2-@180°
4		BJB Holder 47.319.2021.50 AAG.STUCCHI 8101-G2			M3	6.5mm	35.0mm/ 2-@180° (Zhaga book 3)



EtraLED

EtraLED-SEO-4880 Seoul Modular Passive Star LED Heat Sink Φ48mm

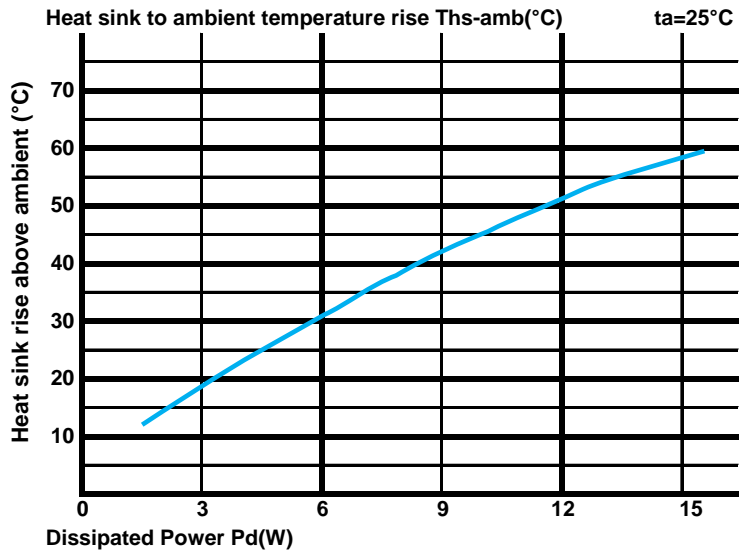
The product data table

	Model No.	EtraLED-SEO-4880
	Heatsink Size	Φ48xH80mm
	Heatsink Material	AL6063-T5
	Finish	Black Anodized
	Weight (g)	213.0
	Dissipated power (T_{hs-amb},50°C)	12.0 (W)
	Cooling surface area (mm²)	58826
	Thermal Resistance (R_{hs-amb})	4.17 (°C/W)

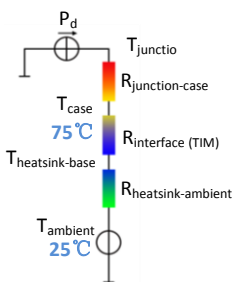
The thermal data table

* Please be aware the dissipated power Pd is not the same as the electrical power Pe of a LED module.
 *To calculate the dissipated power please use the following formula: Pd = Pe x (1-ηL).
 Pd - Dissipated power ; Pe - Electrical power ; ηL = Light efficiency of the LED module;

Dissipated Power Pd(W)	Pd = Pe x (1-ηL)	Heat sink to ambient thermal resistance R _{hs-amb} (°C/W)	Heat sink to ambient temperature rise Ths-amb (°C)
		EtraLED-SEO-4880	
3.0		6.00	18.0
6.0		5.00	30.0
9.0		4.67	42.0
12.0		4.17	50.0
15.0		3.87	58.0



*The aluminum substrate side of the package outer shell is thermally connected to the heat sink via TIM (Thermal interface material).
 MingFa recommends the use of a high thermal conductive interface between the LED module and the LED cooler.
 Either thermal grease, A thermal pad or a phase change thermal pad thickness 0.1-0.15mm is recommended.



*Thermal resistance is a heat property and a measurement of a temperature difference by which an object or material resists a heat flow. Geometric shapes are different, the thermal resistance is different. Formula: $\theta = (T_{hs} - T_a) / P_d$
 θ - Thermal Resistance [°C/W]; T_{hs} - Heatsink temperature ; T_a - Ambient temperature ;

*The thermal resistance between the junction section of the light-emitting diode and the aluminum substrate side of the package outer shell is $R_{\text{junction-case}}$, the thermal resistance of the TIM outside the package is $R_{\text{interface(TIM)}}$ [°C/W], the thermal resistance with the heat sink is $R_{\text{heatsink-ambient}}$ [°C/W], and the ambient temperature is T_{ambient} [°C].

*Thermal resistances outside the package $R_{\text{interface(TIM)}}$ and $R_{\text{heatsink-ambient}}$ can be integrated into the thermal resistance $R_{\text{case-ambient}}$ at this point. Thus, the following formula is also used:
 $T_{\text{junction}} = (R_{\text{junction-case}} + R_{\text{case-ambient}}) \cdot P_d + T_{\text{ambient}}$