



for

LED




eLED

eLED-CRE-9580 Cree Modular Passive Star LED Heat Sink Ø95mm

### Features VS Benefits

- \* The eLED-CRE-9580 Cree Modular Passive LED Coolers are specifically designed for luminaires using the Cree LED engines.
- \* Mechanical compatibility with direct mounting of the LED engines to the LED cooler and thermal performance matching the lumen packages.
- \* For spotlight and downlight designs from 1800 to 5500 lumen.
- \* Thermal resistance range Rth 1.1°C/W.
- \* Modular design with mounting holes foreseen for direct mounting of Cree Lxamp CXA1310, CXA1507, 1512,1520, CXA1816,1820 ,1830,1850, CXA2520,2530 LED ArrayCOB engines.
- \* Diameter 95mm - standard height 80mm Other heights on request.
- \* Extruded from highly conductive aluminum.



- \* Below you find an overview of Cree LED modular which standard fit on the eLED coolers.
- \* In this way mechanical after work and related costs can be avoided, and lighting designers can standardize their designs on a limited number of LED coolers.



### Cree LED COB's for which Zhaga LED Modules holders are available Mounting Options

Cree LED Modules and Ideal holders:

Cree Lxamp CXA1820 LED Modules:

Ideal Holder:50-2101CR or BJB Holder:47.319.2131.50

Maximum drive current optional: (1050mA) ;  
Please refer to the www.cree.com data provided on the manual.

Cree Lxamp CXA1830 LED Modules:

Ideal Holder:50-2101CR or BJB Holder:47.319.2131.50

Maximum drive current optional: (1250mA) ;  
Please refer to the www.cree.com data provided on the manual.

Cree Lxamp CXA1850 LED Modules:

Ideal Holder:50-2101CR or BJB Holder:47.319.2131.50

Maximum drive current optional: (1400mA) ;  
Please refer to the www.cree.com data provided on the manual.

Cree Lxamp CXA2520 LED Modules:

Ideal Holder:50-2102CR or BJB Holder:47.319.2141.50

Maximum drive current optional: (1200mA) ;  
Please refer to the www.cree.com data provided on the manual.

Cree Lxamp CXA2530 LED Modules:

Ideal Holder:50-2102CR or BJB Holder:47.319.2141.50

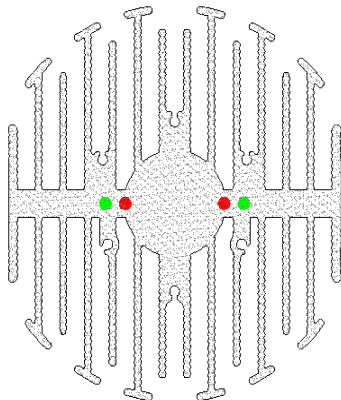
Maximum drive current optional: (1200mA);  
Please refer to the www.cree.com data provided on the manual.

Cree Lxamp CXA2540 LED Modules: (Ideal Holder:50-2102CR), (BJB Holder:47.319.2141.50)

Maximum drive current optional: (1300mA);  
Please refer to the www.cree.com data provided on the manual.

Please refer to the data files on [www.idealindustries.com](http://www.idealindustries.com), which is the detail of Ideal holders application guide

Zhaga Book3 Green indicator marks:  
Mounting with 2 machine screws M3 x 8mm;





eLED

eLED-CRE-9580 Cree Modular Passive Star LED Heat Sink  $\Phi$ 95mm

### Mounting Options and Drawings & Dimensions

Example:eLED-CRE-9580-B-1

Example:eLED-CRE-95 **1** - **2** - **3**

**1** Height (mm)

**2** Anodising Color

B-Black

C-Clear

Z-Custom

**3** Mounting options;

On request;

Mounting holes, cable holes;

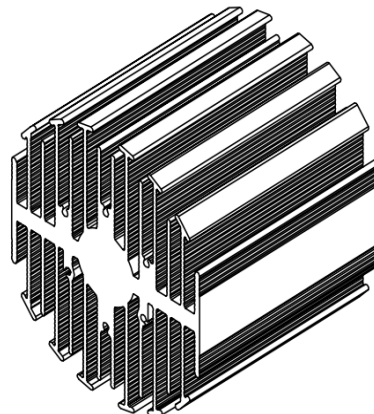

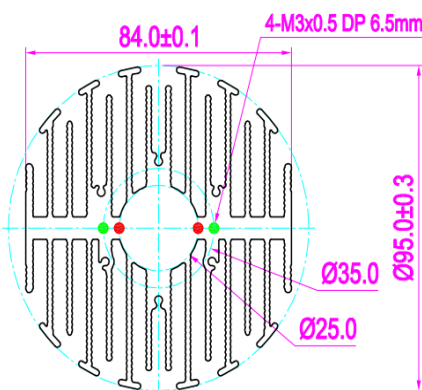
Screw thread, thermal interface pad.

Notes:

- Mentioned models are an extraction of full product range.
- For specific mechanical adaptations please contact MingfaTech.
- MingfaTech reserves the right to change products or specifications without prior notice.



MOUNTING OPTION	Module type	Holder NO.	THREAD	THREAD DEPTH	THREAD HOLE DISTANCE
1	CXA-13xx	BJB: 47.319.6120.50 IDEAL:50-2000CR	M3	6.5mm	25mm/ 2-@180°
2	CXA-15xx ;	BJB: 47.319.6101.50 IDEAL:50-2001CR	M3	6.5mm	35mm/ 2-@180°
	CXA18XX ;	BJB:47.319.2130.50 IDEAL:50-2101CR			
	CXA1830 ;	BJB:50-2001CR			
	CXA25xx ;	BJB:47.319.2140.50 IDEAL:50-2102CR			
	CXA30xx ;	BJB:47.319.2150.50 IDEAL:50-2234C			
	CXA35xx ;	IDEAL:50-2303CR			



Tel: +86-769-33252828 +86-769-33251919  
 E-fax: +86-(020)28819702 ext:22122  
 Email:sales@mingfatech.com  
 Http://www.heatsinkled.com  
 Http://www.mingfatech.com





for

LED



eLED

eLED-CRE-9580 Cree Modular Passive Star LED Heat Sink  $\Phi$ 95mm

The thermal data table

	 <i>eLED-9580</i>
<b>Model No.</b>	eLED-CRE-9580
<b>Size</b>	$\Phi$ 95xH80mm
<b>Material</b>	AL6063-T5
<b>Finish</b>	Black Anodized
<b>Weight(gr)</b>	564
<b>Thermal Wattage</b>	49.2W
<b>Heatsink <math>\Theta</math>s-a<sup>2</sup></b>	170178
<b>Heat Sink T Rise Above Ambient</b>	1.1

Dissipated Power Pd(W)	Heat sink to ambient thermal resistance Rhs-amb ( $^{\circ}$ C/W)		Heat sink to ambient temperature rise Ths-amb ( $^{\circ}$ C)	
	eLED-CRE-9580			
10	1.6		16	
20	1.3		26	
30	1.2		35	
40	1.1		44	
50	1.0		52	

